

# **Coronavirus Disease (COVID-19) Public Health Emergency Reporting**

---

**As Required by**

**Senate Bill 809 and  
2022-23 General Appropriations Act,  
Senate Bill 1 (Article II, Health and  
Human Services Commission,  
Rider 143),  
87th Legislature, Regular Session,  
2021**

**Health and Human Services  
Commission  
June 1, 2023**



**TEXAS**  
Health and Human  
Services

# Table of Contents

<b>Executive Summary .....</b>	<b>1</b>
<b>1. Introduction.....</b>	<b>2</b>
<b>2. Limitations of Data.....</b>	<b>3</b>
<b>3. Conclusion .....</b>	<b>7</b>
Nursing Facility Submissions .....	7
COVID-19 NF Temporary Rate Add-on .....	8
NF COVID-19 Requirements.....	8
Data Comparison to Other Sources .....	9
Source of Funds.....	9
Federal COVID-19 Funding Received .....	10
<b>List of Acronyms.....</b>	<b>14</b>
<b>Appendix A. HHSC NF Requirements for COVID-19.....</b>	<b>A-1</b>
<b>Appendix B. Reporting Period: January 31, 2020 – August 31, 2021 .....</b>	<b>B-1</b>
<b>Appendix C. Reporting Period: September 1, 2021 – September 30, 2021.....</b>	<b>C-1</b>
<b>Appendix D. Reporting Period: October 1, 2021 – October 31, 2021.....</b>	<b>D-1</b>
<b>Appendix E. Reporting Period: November 1, 2021 – November 30, 2021.....</b>	<b>E-1</b>
<b>Appendix F. Reporting Period: December 1, 2021 – December 31, 2021 .....</b>	<b>F-1</b>
<b>Appendix G. Reporting Period: January 1, 2022 – January 31, 2022 .....</b>	<b>G-1</b>
<b>Appendix H. Reporting Period: February 1, 2022 – February 28, 2022 .....</b>	<b>H-1</b>
<b>Appendix I. Reporting Period: March 1, 2022 – March 31, 2022 .....</b>	<b>I-1</b>
<b>Appendix J. Reporting Period: April 1, 2022 – April 30, 2022 .....</b>	<b>J-1</b>
<b>Appendix K. Reporting Period: May 1, 2022 – May 31, 2022.....</b>	<b>K-1</b>
<b>Appendix L. Reporting Period: June 1, 2022 – June 30, 2022 .....</b>	<b>L-1</b>
<b>Appendix M. Reporting Period: July 1, 2022 – July 31, 2022 .....</b>	<b>M-1</b>
<b>Appendix N. Reporting Period: August 1, 2022 – August 31, 2022 .....</b>	<b>N-1</b>
<b>Appendix O. Reporting Period: September 1, 2022 – September 30, 2022 .....</b>	<b>O-1</b>

<b>Appendix P. Reporting Period: October 1, 2022 – October 31, 2022.....</b>	<b>P-1</b>
<b>Appendix Q. Reporting Period: November 1, 2022 – November 30, 2022 .....</b>	<b>Q-1</b>
<b>Appendix R. Reporting Period: December 1, 2022 – December 31, 2022.....</b>	<b>R-1</b>
<b>Appendix S. Reporting Period: January 1, 2023 – January 31, 2023.....</b>	<b>S-1</b>
<b>Appendix T. Reporting Period: February 1, 2023 – February 28, 2023.....</b>	<b>T-1</b>
<b>Appendix U. Failure to Report (Any Period)* .....</b>	<b>U-1</b>
<b>Appendix V. Health Resources and Services Administration Federal Payment Data .....</b>	<b>V-1</b>

# Executive Summary

Senate Bill (S.B.) 809, 87th Legislature, Regular Session, 2021 and the 2022-23 General Appropriations Act, S.B. 1, 87th Legislature, Regular Session, 2021 (Article II, Health and Human Services Commission [HHSC], Rider 143) requires healthcare providers and institutions to report on their sources of Coronavirus Disease 2019 (COVID-19) relief funding. Due to the overlap in the reporting requirements of S.B. 809 and Rider 143, HHSC chose to implement both provisions as a singular effort to reduce the possibility of duplicative administrative requirements for providers.

Through the implementation process, providers identified challenges in completing the required reporting. Examples of challenges reported by providers include:

- The ongoing monthly reporting required of providers is more frequent than their normal accounting practices;
- COVID-19 expenditures are difficult to track in real-time, and providers are reporting \$0 because of uncertainty; and
- Federal and state reporting time frames are not in sync.

To support providers, HHSC has taken the following actions:

- HHSC has allowed for a 15-day extension for monthly reports if requested by the provider.
- HHSC has been providing information to providers in many formats:
  - ▶ Information on the [Provider Finance webpage](https://pfd.hhs.texas.gov/provider-finance-communications) (<https://pfd.hhs.texas.gov/provider-finance-communications>),
  - ▶ Frequently Asked Questions (FAQs) and documents with the required questions are also on Provider Finance webpage,
  - ▶ Answering questions from a [designated email inbox](mailto:HHSC_RAD_Survey@hhs.texas.gov) ([HHSC\\_RAD\\_Survey@hhs.texas.gov](mailto:HHSC_RAD_Survey@hhs.texas.gov)), and
  - ▶ Background information and instructions about how to correctly report at provider association meetings.

The information contained in this quarterly report is limited, incomplete, and potentially inaccurate because many providers produced estimates because their financial data was not available. This information will be updated, amended, and included in the next report, due September 1, 2023.

# 1. Introduction

During the COVID-19 public health emergency (PHE) in 2020 through 2023, healthcare providers received government funding to help with additional costs and lost revenues. In regular circumstances, federal funds might flow through or be identified during the traditional state budget process. However, these federal funds were directly distributed in the COVID-19 PHE. Therefore, the state did not act as the facilitator or distributor of most of the funds available to Texas healthcare institutions during this PHE.

S.B. 809 requires healthcare providers to report the federal money received under the Coronavirus Aid, Relief, and Economic Security (CARES) Act, the Consolidated Appropriations Act 2021, and the American Rescue Plan Act of 2021 (ARPA) monthly. The goal of S.B. 809 is to better understand the type and amount of federal funds that have flowed to healthcare institutions during the COVID-19 PHE. Similarly, Rider 143 requires nursing facilities (NFs) and hospitals to report on COVID-19 funding as described above and other sources of COVID-19 relief funding. These other sources include state-appropriated rate increases or other forms of financial compensation received from the federal or state government to assist providers. Due to the substantial overlap in the reporting requirements of S.B. 809 and Rider 143, HHSC implemented both provisions in a single report to eliminate unnecessary administrative requirements for providers.

HHSC set a deadline for the second month's first day following the reporting period. For example, the December 2021 report was due on February 1, 2022. HHSC has also allowed for a 15-day extension for monthly reports if requested by the provider.

## 2. Limitations of Data

HHSC identified a list of approximately 14,000 providers who are subject to the reporting requirements of S.B. 809 and Rider 143. Following conversations with several providers subject to this requirement, HHSC implemented a monthly process to update the list of providers required to report based on state-maintained licensure and contract data. It is important to note that the exact number of healthcare institutions in each report will change because of the dynamic nature of providers enrolling and disenrolling or licensure changes.

HHSC is reporting on 19 periods in the seventh quarterly report due June 1, 2023. This submission contains updated data reported for the first 16 time periods detailed below:

- January 31, 2020-August 31, 2021; September 1, 2021-September 30, 2021; and October 1, 2021-October 31, 2021; from the first quarterly report.
- November 1, 2021-November 30, 2021; and December 1, 2021-December 31, 2021; from the second quarterly report.
- January 1, 2022-January 31, 2022, and February 1, 2022-February 28, 2022; from the third quarterly report.
- March 1, 2022-March 31, 2022; April 1, 2022-April 30, 2022; and May 1, 2022-May 31, 2022; from the fourth quarterly report.
- June 1, 2022-June 30, 2022, July 1, 2022-July 31, 2022, and August 1, 2022-August 31, 2022; from the fifth quarterly report.
- September 1, 2022-September 30, 2022, October 1, 2022-October 31, 2022, and November 1, 2022-November 30, 2022; from the sixth quarterly report.

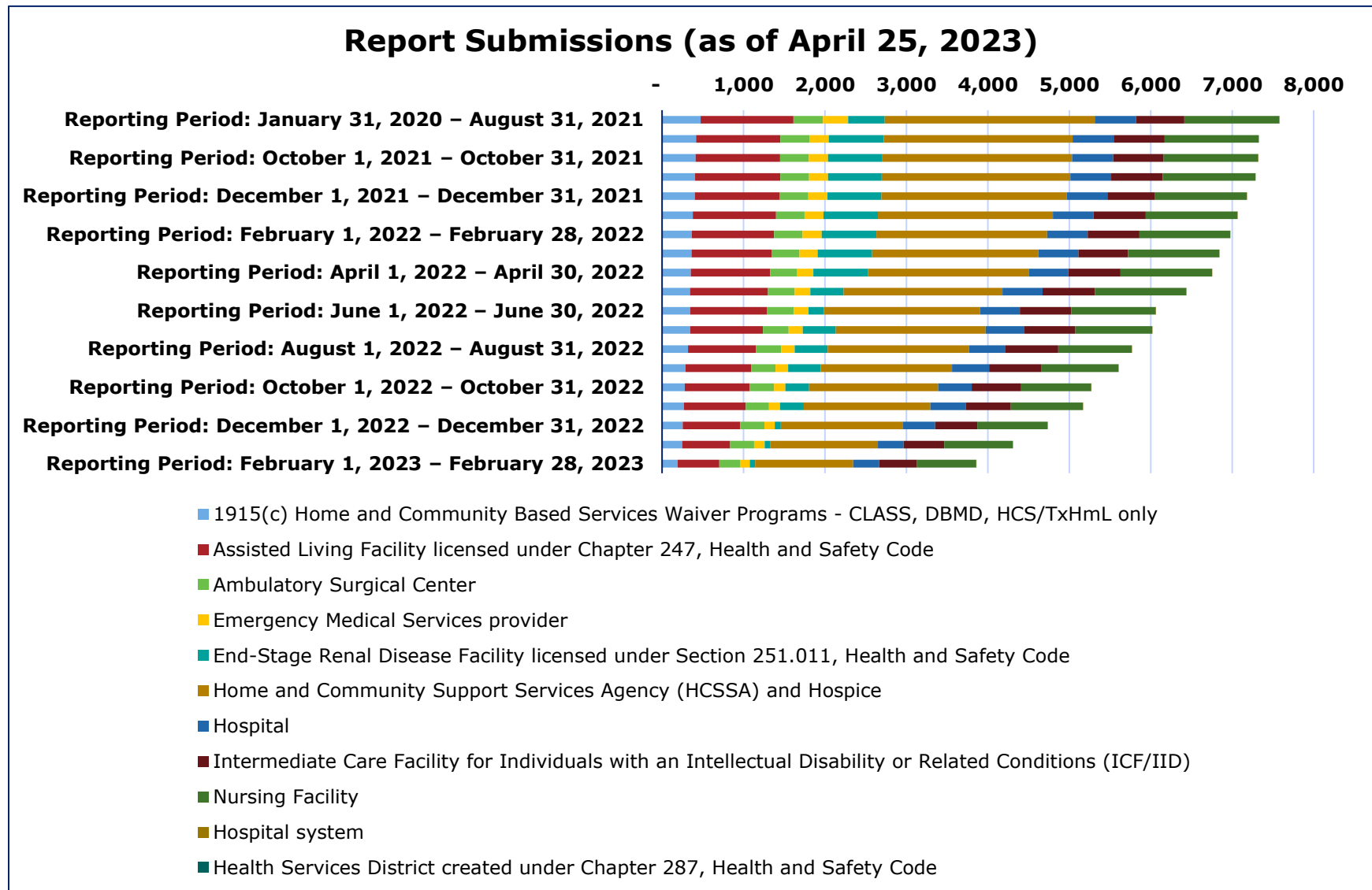
The submission also contains new data from the following three time periods for the seventh quarterly report due June 1, 2023: December 1, 2022-December 31, 2022; January 1, 2023-January 31, 2023; and February 1, 2023-February 28, 2023.

At the time of the report (data as of April 25, 2023):

- 7,580 providers submitted a report for January 31, 2020-August 31, 2021.
- 7,327 providers submitted a report for September 2021.
- 7,319 providers submitted a report for October 2021.
- 7,286 providers submitted a report for November 2021.

- 7,182 providers submitted a report for December 2021.
- 7,065 providers submitted a report for January 2022.
- 6,975 providers submitted a report for February 2022.
- 6,844 providers submitted a report for March 2022.
- 6,754 providers submitted a report for April 2022.
- 6,438 providers submitted a report for May 2022.
- 6,062 providers submitted a report for June 2022.
- 6,020 providers submitted a report for July 2022.
- 5,770 providers submitted a report for August 2022.
- 5,604 providers submitted a report for September 2022.
- 5,270 providers submitted a report for October 2022.
- 5,168 providers submitted a report for November 2022.
- 4,735 providers submitted a report for December 2022.
- 4,307 providers submitted a report for January 2023.
- 3,859 providers submitted a report for February 2023.

**Figure 1. Report Submissions (as of April 25, 2023).**





The monthly reporting frequency is the most difficult challenge identified by providers. Providers have expressed concern over the accuracy of the data because the one-month reporting turnaround for the ongoing monthly reporting is not feasible. Multiple providers have stated that their bookkeeping is done quarterly or even annually. HHSC offers a 15-day extension for providers upon request to assist with this turnaround.

As of April 28, 2023, HHSC has received over 4,940 emails with questions from providers unsure about the funds they have received, their national provider identifier (NPI) number, License Number, Facility ID, provider type, and other related questions. HHSC has worked to mitigate these questions as much as possible by providing all information, including an FAQ document on the [Provider Finance webpage](https://pfd.hhs.texas.gov/provider-finance-communications) (<https://pfd.hhs.texas.gov/provider-finance-communications>), answering questions from a [designated email inbox](mailto:HHSC_RAD_Survey@hhs.texas.gov) ([HHSC\\_RAD\\_Survey@hhs.texas.gov](mailto:HHSC_RAD_Survey@hhs.texas.gov)), and presenting at association meetings.

HHSC updates the compliance list of the approximately 14,000 providers on the Provider Finance webpage every month. Providers can see whether their reports have been received and processed based on the submissions for that period. The list shows "Submitted (S)" if the provider's report has been received, "Not Submitted (NS)" if the provider's report has not been received, or "Not Required" if the provider was not in business at that time. Common issues HHSC sees are the provider ID (NPI, License Number, or Facility ID) not being entered or entered incorrectly and the correct period not being selected. Providers have the option to use an offline template for submissions if they have multiple entities. Another identified issue that complicates the process is that providers have been altering this offline report template, and the data query tool fails to recognize the submission. HHSC had approximately 3,700 of these unmatched submissions that were not reflected on the posted compliance list. HHSC worked through these unmatched submissions to manually identify the period and provider that matches our compliance list. A process was added to identify these unmatched submissions every week.

Beyond data collection challenges, HHSC has also identified challenges in presenting data in the appropriate context. Multiple providers have stated that they are unable to report accurate data because they do not regularly reconcile costs to identify what is attributable to COVID-19. They stated they are reporting "\$0" for any questions asking for data and would submit a corrected report once their accounting is up-to-date.

### 3. Conclusion

HHSC lacks sufficient data to report accurately on the financial environment for the affected providers as a whole because of the small number of current submissions.

### Nursing Facility Submissions

NFs are the only provider type to consistently report 60 percent or higher of their required providers each period. Based on the provider-submitted data for the period of January 31, 2020, to February 28, 2023, NFs have reported receipt of \$854,938,239 total federal COVID-19 funds while reporting additional expenditures of \$3,002,031,046 due to COVID-19 (shortage of \$2,147,092,807 that is being unreimbursed). The additional expenditures included \$1,191,700,971, classified as “other costs” by the providers with descriptions such as cleaning supplies, testing, lost revenue, etc. The remaining costs were staffing costs of \$691,764,146; rent and utilities of \$395,309,791; and telemedicine, personal protective equipment (PPE), and dietary supplies combined for the remaining \$723,256,139.

**Table 1. NF Compliance (as of April 25, 2023).**

NF Compliance	Submissions	Required	Submission %
January 31, 2020-August 31, 2021	1,168	1,195	97.74%
September 1, 2021-September 30, 2021	1,155	1,195	96.65%
October 1, 2021-October 31, 2021	1,159	1,195	96.99%
November 1, 2021-November 30, 2021	1,141	1,195	95.48%
December 1, 2021-December 31, 2021	1,127	1,195	94.31%
January 1, 2022-January 31, 2022	1,126	1,195	94.23%
February 1, 2022-February 28, 2022	1,113	1,195	93.14%
March 1, 2022-March 31, 2022	1,123	1,196	93.90%
April 1, 2022-April 30, 2022	1,124	1,197	93.90%
May 1, 2022-May 31, 2022	1,125	1,198	93.91%
June 1, 2022-June 30, 2022	1,035	1,198	86.39%
July 1, 2022-July 31, 2022	946	1,198	78.96%
August 1, 2022-August 31, 2022	906	1,201	75.44%
September 1, 2022-September 30, 2022	944	1,193	79.13%
October 1, 2022-October 31, 2022	860	1,193	72.09%
November 1, 2022-November 30, 2022	885	1,189	74.43%

<b>NF Compliance</b>	<b>Submissions</b>	<b>Required</b>	<b>Submission %</b>
<b>December 1, 2022-December 31, 2022</b>	863	1,189	72.58%
<b>January 1, 2023-January 31, 2023</b>	843	1,189	70.90%
<b>February 1, 2023-February 28, 2023</b>	729	1,189	61.31%

## **COVID-19 NF Temporary Rate Add-on**

HHSC adopted temporary COVID-19 rate add-ons for NFs to support access and safety during the federally-declared PHE. HHSC also adopted 1 Texas Administrative Code (TAC) Section 355.205, Rule for Emergency Temporary Reimbursement Rate Increases and Limitations on Use of Emergency Temporary Funds for Medicaid in Response to Novel Coronavirus (COVID-19). The temporary COVID-19 rate increases were effective April 1, 2020, and are estimated to conclude at the end of the federally-declared PHE. NF providers may use the additional funding for COVID-related expenses, including direct care staff salary and wages, PPE, and dietary needs and supplies. Regarding direct care staff salaries and wages, NF providers may use the additional funding only to increase staff compensation through reimbursement of overtime or lump sum bonuses. Approved use includes bonuses for hazard pay or other methodologies that will not result in future reductions in hourly wages when the temporary rate increases are discontinued. The temporary COVID-19 rate add-on is \$19.63 per day for NFs. In addition, the temporary emergency rate increases apply to Medicaid hospice-NF per diem rates. The State of Texas pays the Medicaid hospice provider a hospice-NF rate that is no less than 95 percent of the Medicaid NF rate, \$18.65 per day. This rate is for each individual in an NF and includes room and board furnished by the facility (26 TAC Section 266.305(d) Medicaid hospice-NF per diem rates). Under the Medicaid Hospice Provider Manual, Section 6310 – NF Per Diem Rate, the hospice will then pass that amount on to the NF. An estimated \$1,196,007,940 in all funds (\$394,762,689 in General Revenue) has been distributed to NFs from April 1, 2020, through April 15, 2023.

## **NF COVID-19 Requirements**

Rider 143 requires HHSC to include a description of any requirements implemented for NFs in response to the COVID-19 pandemic, the cost to NFs to implement the requirements, and recommendations on whether or not the requirements should be continued after the end of the PHE. Appendix A lists requirements imposed on NFs as a response to COVID-19. At their core, these requirements were implemented to protect NF residents and the state's public health, safety, and welfare during the COVID-19 pandemic. The estimated costs imposed on an NF may vary depending

on each specific requirement, the current NF infrastructure, the NF's current operations, and other factors. Providers self-reported that costs associated with COVID-19 imposed requirements were approximately \$834 million. HHSC has evaluated the emergency requirements and determined that none will be outlined in a permanent TAC rule.

## Data Comparison to Other Sources

HHSC initially sought to compare the providers' self-reported data to other publicly available sources to assist in a general validation process. One source considered was the United States Health Resources and Services Administration (HRSA). As of May 5, 2023, the information published by HRSA shows that 32,726 Texas providers received a total of \$9,676,691,140 in federal provider relief funds (see Appendix V for more information). HHSC cannot compare this publicly available data at a provider level because the data is searchable only by provider name and not by identifiers utilized by HHSC, such as the NPI, Facility ID, or License Number.

## Source of Funds

Beginning in the February 2022 report (due April 1, 2022), HHSC asked providers to indicate how they received the federal funds they were reporting. Table 2 summarizes the responses received.

**Table 2. Provider Responses Regarding How They Received Federal Funds.**

Source of Funds	Count
Application for Funds	2,606
Application for Funds; Block Grants	470
Application for Funds; Block Grants; Other	33
Application for Funds; Other	123
Application for Funds; Submitting Expenditures for Reimbursement	142
Application for Funds; Submitting Expenditures for Reimbursement; Block Grants	129
Application for Funds; Submitting Expenditures for Reimbursement; Block Grants; Other	11
Application for Funds; Submitting Expenditures for Reimbursement; Other	2
Block Grants	287
Block Grants; Other	11

Source of Funds	Count
No Funds Received	2,649
Other	565
Submitting Expenditures for Reimbursement	78
Submitting Expenditures for Reimbursement; Block Grants	23
Submitting Expenditures for Reimbursement; Block Grants; Other	1
Submitting Expenditures for Reimbursement; Other	10
Grand Total	7,140

## Federal COVID-19 Funding Received

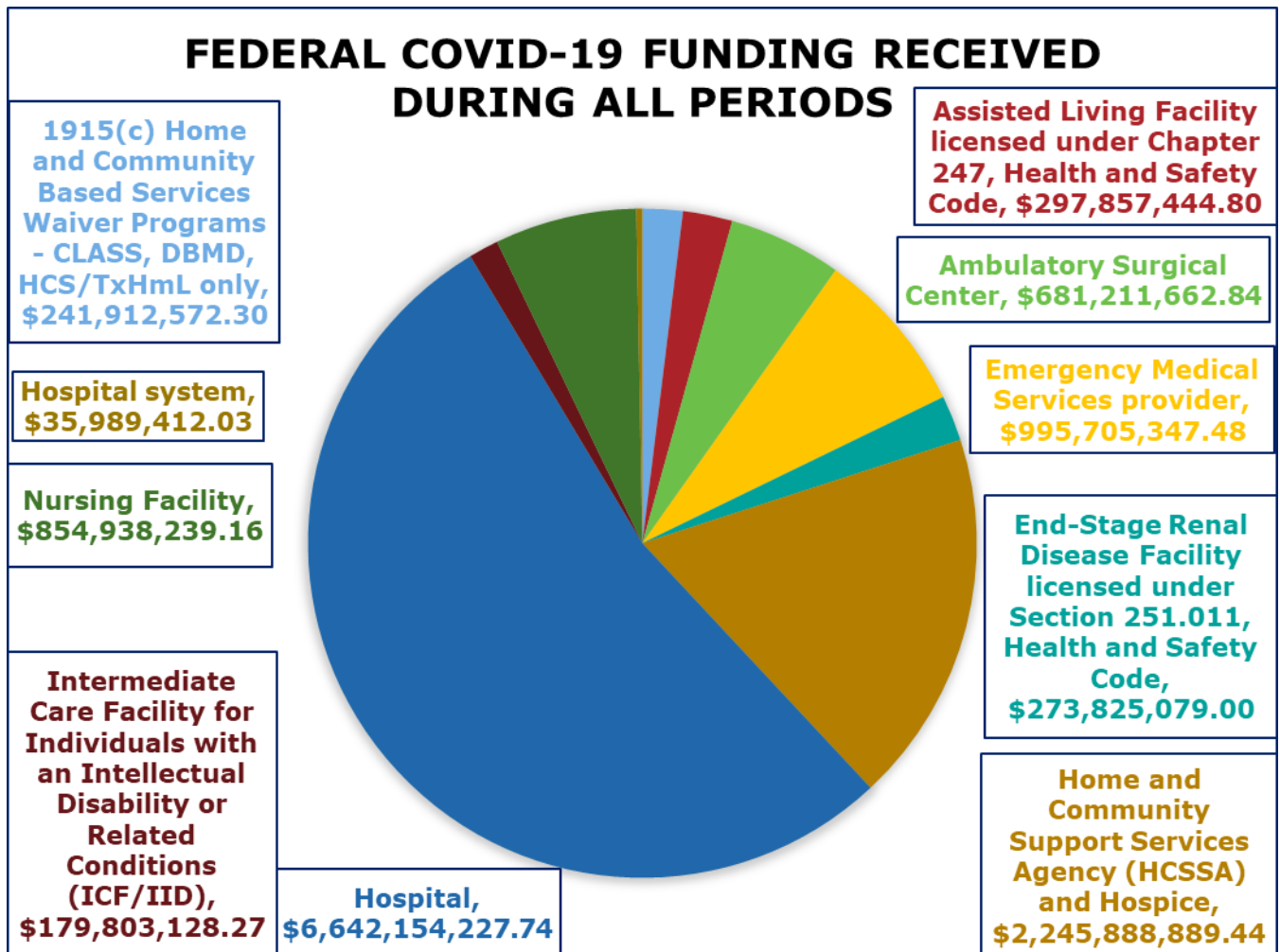
HHSC is providing the following information and attached appendices to address the limitations and challenges noted. Table 3 and Figure 2 show the federal COVID-19 funding received by provider type from January 31, 2020, through February 28, 2023.

**Table 3. Federal COVID-19 funding received by provider type from January 31, 2020, through February 28, 2023.**

Provider Type	Federal COVID-19 Funding Received During All Periods (Jan. 2020 – Feb. 2023)
1915(c) Home and Community Based Services Waiver Programs – CLASS, DBMD, HCS/TxHmL <i>only</i>	\$ 241,912,572.30
Assisted Living Facility licensed under Chapter 247, Health, and Safety Code	\$ 297,857,444.80
Ambulatory Surgical Center	\$ 681,211,662.84
Emergency Medical Services provider	\$ 995,705,347.48
End-Stage Renal Disease Facility licensed under Section 251.011, Health and Safety Code	\$ 273,825,079.00
Home and Community Support Services Agency (HCSSA) and Hospice	\$ 2,245,888,889.44
Hospital	\$ 6,642,154,227.74
Intermediate Care Facility for Individuals with an Intellectual Disability or Related Conditions (ICF/IID)	\$ 179,803,128.27
Nursing Facility	\$ 854,938,239.16
Hospital system	\$ 35,989,412.03

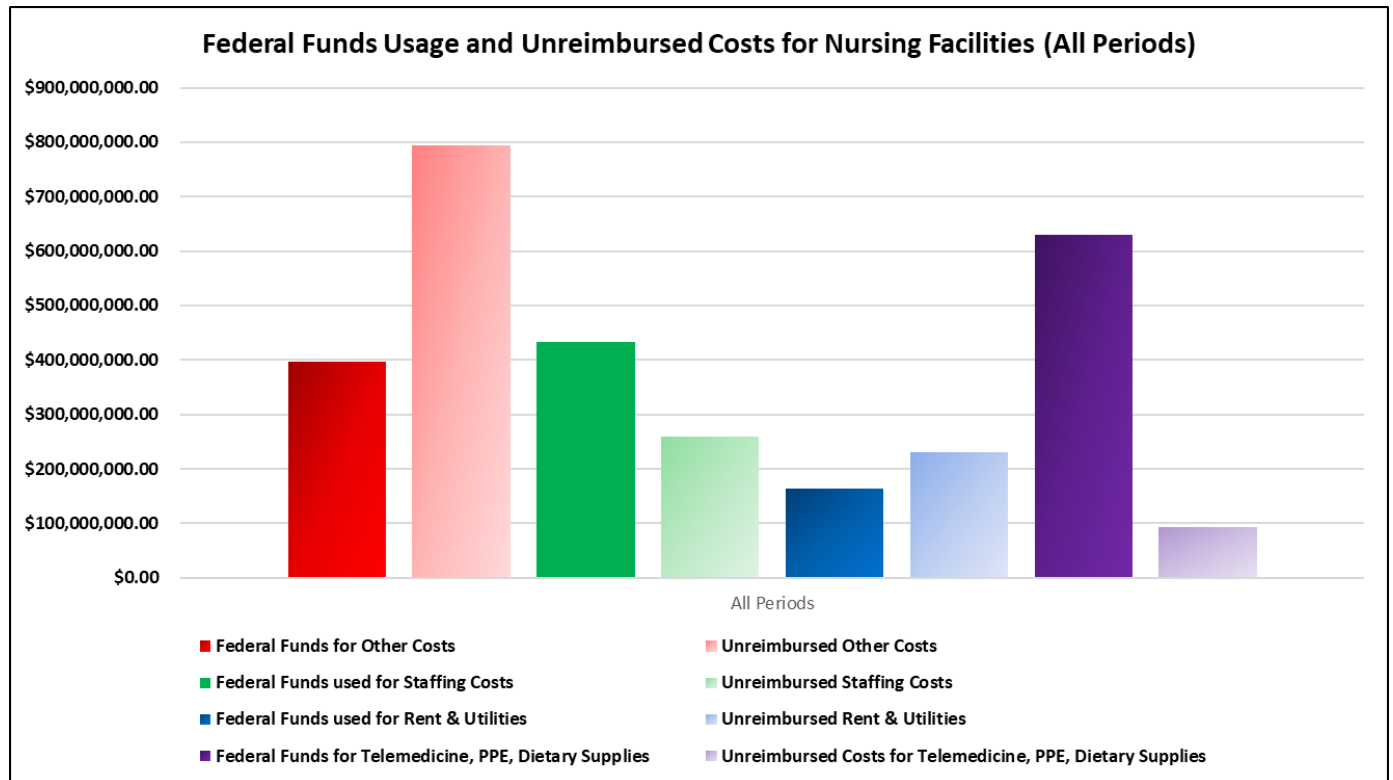
Provider Type	Federal COVID-19 Funding Received During All Periods (Jan. 2020 – Feb. 2023)
Health Services District created under Chapter 287, Health and Safety Code	\$ 0.00
<b>Total</b>	<b>\$ 12,449,286,003.06</b>

**Figure 2: Federal COVID-19 Funding Received Through All Periods.**

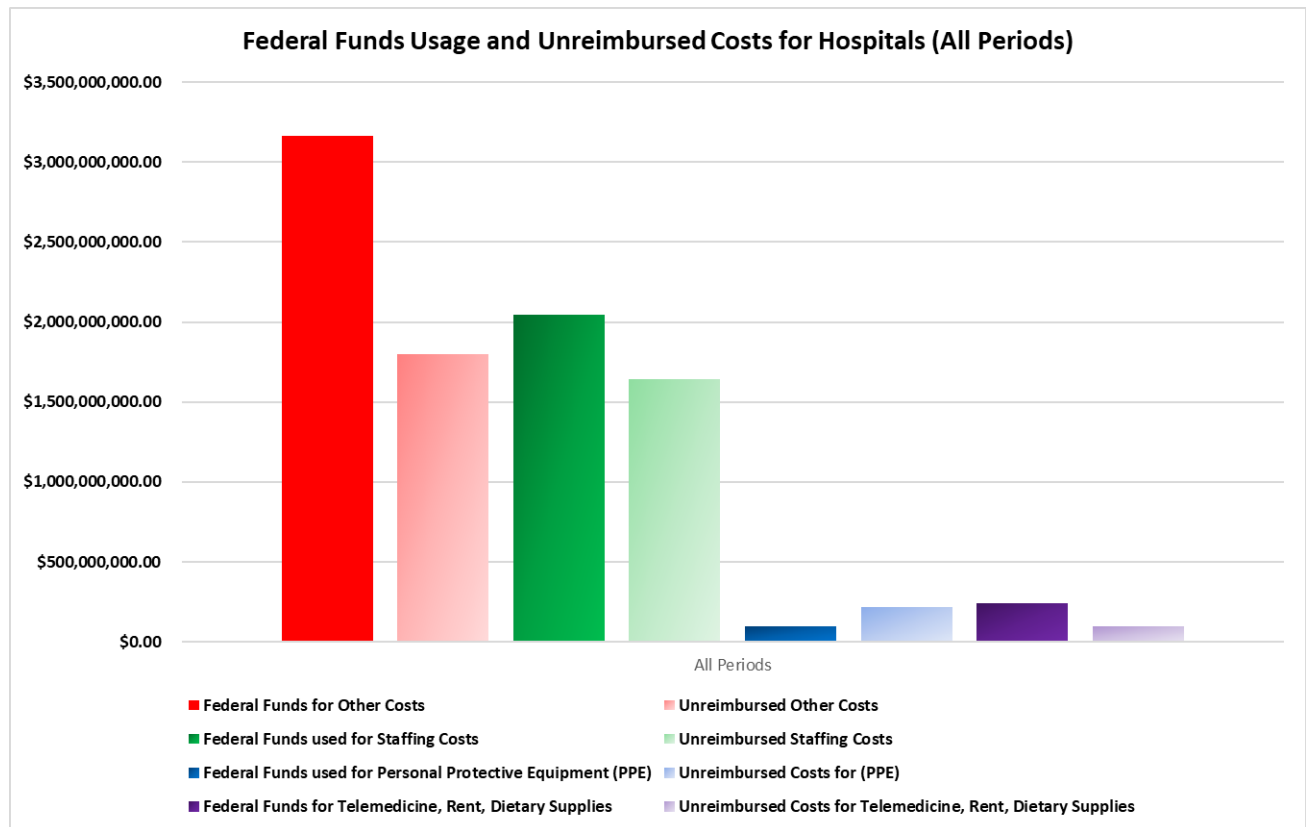


HHSC asked NFs and hospitals additional questions about the costs paid using the federal COVID-19 funds received and unreimbursed costs. Figures 3 and 4 show the different types of costs (staffing, telemedicine, PPE, rent and utilities, dietary supplies, and other costs) and whether they were paid by federal funds or unreimbursed. Providers were asked to describe additional money spent on other costs, and their responses varied. Responses included supplies, lost revenue, testing, insurance, and maintenance.

**Figure 3: Federal Funds Usage and Unreimbursed Costs for Nursing Facilities (All Periods).**



**Figure 4: Federal Funds Usage and Unreimbursed Costs for Hospitals (All Periods).**





# List of Acronyms

<b>Acronym</b>	<b>Full Name</b>
ARPA	American Rescue Plan Act of 2021
CARES	Coronavirus Aid, Relief, and Economic Security
CLASS	Community Living Assistance and Support Services
COVID-19	Coronavirus Disease 2019
DBMD	Deaf Blind with Multiple Disabilities
FAQ	Frequently Asked Questions
HCS/TxHmL	Home and Community-based Services/Texas Home Living
HCSSA	Home and Community Support Services Agency
HHSC	Health and Human Services Commission
HRSA	United States Health Resources and Services Administration
ICF/IID	Intermediate Care Facility for Individuals with an Intellectual Disability or Related Conditions
NF	Nursing Facility
NPI	National Provider Identifier
PHE	Public Health Emergency
PPE	Personal Protective Equipment
S.B.	Senate Bill
TAC	Texas Administrative Code

# Appendix A. HHSC NF Requirements for COVID-19

- Emergency rule 40 TAC Section 19.2801: limited who could enter an NF to only critical services – **EXPIRED**.
- Emergency rule 40 TAC Section 19.2802: mitigation rules include screening and other infection control requirements related to staffing and personal protective equipment – **EXPIRED**.
  - Policy guidance provided during NF Question and Answer (Q&A) webinars – see [NF provider portal](#) for updates.
  - Alert issued to remind NFs that infection prevention and control policies (ex. screening for COVID-19, grouping residents based on COVID-19 status) still apply.
- Emergency rules 40 TAC Section 19.2903 and 26 TAC Section 554.2803 (title transfer) – **EXPIRED**.
  - Visitation has been allowed for all residents at all times, following the Centers for Medicare and Medicaid Services (CMS) [QSO 20-39](#), since November 12, 2021.
  - [PL 2022-13](#) issued: provides guidance on the implementation of S.B. 25 and S.B. 572. These bills clarify the right of residents to designate an essential caregiver for in-person visitation and allow in-person visitation of religious counselors with certain healthcare facility residents during a PHE.
  - Policy guidance provided during NF Q&A webinars– see [NF provider portal](#).
- Emergency rule 26 TAC Section 554.2804: vaccination reporting – **EXPIRED**.
  - 26 TAC Rule 554.2804, which required NFs to report COVID-19 vaccinations among staff and residents to HHSC, expired May 5, 2022. NFs that are Medicaid or Medicare-certified are still required to report vaccine data to National Healthcare Safety Network (NHSN).
  - Policy guidance provided during Q&A webinars – see [NF provider portal](#).
- Emergency rule 26 Section TAC 556.100: Nurse Aide Transition from Temporary Status
  - [PL 2021-19](#) (revised) issued.

- ▶ Policy guidance provided during NF Q&A webinars – see [NF provider portal](#) section.
- Other COVID-19 policy guidance not related to a specific emergency rule also provided during NF Q&A webinars – see the [NF provider portal](#) section.
- [PL 2023-05](#) (Replaces PL 21-29) (revised): guidance about the end of certain regulatory waivers issued related to the COVID-19 PHE.
- [PL 2021-33](#): guidance about those with authority to enter long-term care facilities.
- [PL 2022-16](#): COVID-19 Reporting Guidance for NF Providers (replaces PL 2020-37 and 2021-04).
- [PL 2020-46](#) (revised): guidance about COVID-19 antigen testing reporting requirements.
- [PL 2020-49](#) (revised): guidance about requesting free antigen test kits.
- [PL 20-50](#): guidance about flu vaccine during COVID-19 PHE.
- [QSO 20-39](#): provides guidance on activities, dining, and volunteers.
- [QSO 20-38 \(expires effective May 11, 2023\)](#): outlines COVID-19 Testing Requirements for NFs
- [QSO 23-03](#): emphasizes the importance of the timely use of COVID-19 therapeutics

## **Appendix B. Reporting Period: January 31, 2020 – August 31, 2021**

**Table 1. Reporting Period: January 31, 2020 through August 31, 2021.**

<b>Provider Type</b>	<b>Federal COVID-19 Funding</b>	<b>Provider Count</b>
<b>1915(c) Home and Community Based Services Waiver Programs - CLASS, DBMD, HCS/TxHmL only</b>	\$ 80,512,310.82	475
<b>Assisted Living Facility licensed under Chapter 247, Health and Safety Code</b>	\$ 82,545,367.84	1,138
<b>Ambulatory Surgical Center</b>	\$ 301,614,652.41	362
<b>Emergency Medical Services provider</b>	\$ 853,778,259.24	311
<b>End-Stage Renal Disease Facility licensed under Section 251.011, Health and Safety Code</b>	\$ 188,414,191.75	448
<b>Home and Community Support Services Agency (HCSSA) and Hospice</b>	\$ 661,790,500.21	2,580
<b>Hospital</b>	\$ 4,810,274,731.34	507
<b>Intermediate Care Facility for Individuals with an Intellectual Disability or Related Conditions (ICF/IID)</b>	\$ 104,105,401.24	590
<b>Nursing Facility</b>	\$ 693,248,015.59	1,168
<b>Hospital system</b>	\$ 30,766,000.00	1
<b>Health Services District created under Chapter 287, Health and Safety Code</b>	\$ 0.00	N/A
<b>Total</b>	<b>\$ 7,807,049,430.44</b>	<b>7,580</b>

**Table 2. Nursing Facilities. Reporting Period: January 31, 2020 through August 31, 2021**

<b>Nursing Facilities</b>	<b>Federal COVID-19 Funding</b>
Implementation Costs (Rate Increases)	\$ 389,706,058.09
Forgiven Federal COVID-19 Relief Funding	\$ 148,571,769.09
Federal Funds used for Staffing Costs	\$ 296,405,507.74
Unreimbursed Staffing Costs	\$ 256,221,827.69
Federal Funds used for Telemedicine equipment	\$ 19,255,412.18
Unreimbursed Telemedicine Costs	\$ 1,691,385.16
Federal Funds used for Personal Protective Equipment (PPE)	\$ 50,280,850.99
Unreimbursed Costs for PPE	\$ 28,316,206.68
Federal Funds used for Rent & Utilities	\$ 110,858,134.40
Unreimbursed Rent & Utilities	\$ 99,558,062.97
Federal Funds used for Dietary Supplies	\$ 13,941,792.95
Unreimbursed Costs for Dietary Supplies	\$ 6,362,040.15
Federal Funds for Other Costs	\$ 263,246,148.43
Unreimbursed Other Costs	\$ 429,274,522.15

**Table 3. Hospitals. Reporting Period: January 31, 2020 through August 31, 2021**

<b>Hospitals</b>	<b>Federal COVID-19 Funding</b>
<b>Forgiven Federal COVID-19 Relief Funding</b>	\$ 136,886,240.13
<b>Federal Funds used for Staffing Costs</b>	\$ 1,642,540,868.65
<b>Unreimbursed Staffing Costs</b>	\$ 385,951,420.20
<b>Federal Funds used for Telemedicine equipment</b>	\$ 107,174,968.48
<b>Unreimbursed Telemedicine Costs</b>	\$ 5,199,685.73
<b>Federal Funds used for Personal Protective Equipment (PPE)</b>	\$ 86,075,878.95
<b>Unreimbursed Costs for PPE</b>	\$ 85,488,254.99
<b>Federal Funds used for Rent &amp; Utilities</b>	\$ 115,092,645.80
<b>Unreimbursed Rent &amp; Utilities</b>	\$ 40,277,857.26
<b>Federal Funds used for Dietary Supplies</b>	\$ 6,155,462.00
<b>Unreimbursed Costs for Dietary Supplies</b>	\$ 2,615,387.00
<b>Federal Funds for Other Costs</b>	\$ 2,710,458,398.48
<b>Unreimbursed Other Costs</b>	\$ 1,223,041,715.02

## **Appendix C. Reporting Period: September 1, 2021 – September 30, 2021**

**Table 1. Reporting Period: September 1, 2021 through September 30, 2021.**

<b>Provider Type</b>	<b>Federal COVID-19 Funding</b>	<b>Provider Count</b>
<b>1915(c) Home and Community Based Services Waiver Programs - CLASS, DBMD, HCS/TxHmL only</b>	\$ 1,736,602.57	417
<b>Assisted Living Facility licensed under Chapter 247, Health and Safety Code</b>	\$ 20,058,292.36	1,035
<b>Ambulatory Surgical Center</b>	\$ 21,365,804.55	355
<b>Emergency Medical Services provider</b>	\$ 1,619,168.36	240
<b>End-Stage Renal Disease Facility licensed under Section 251.011, Health and Safety Code</b>	\$ 325,600.00	673
<b>Home and Community Support Services Agency (HCSSA) and Hospice</b>	\$ 43,888,228.13	2,321
<b>Hospital</b>	\$ 80,469,387.65	503
<b>Intermediate Care Facility for Individuals with an Intellectual Disability or Related Conditions (ICF/IID)</b>	\$ 1,790,115.25	627
<b>Nursing Facility</b>	\$ 14,483,969.54	1,155
<b>Hospital system</b>	\$ 0.00	1
<b>Health Services District created under Chapter 287, Health and Safety Code</b>	\$ 0.00	N/A
<b>Total</b>	<b>\$ 185,737,168.41</b>	<b>7,327</b>

**Table 2. Nursing Facilities. Reporting Period: September 1, 2021 through September 30, 2021.**

<b>Nursing Facilities</b>	<b>Federal COVID-19 Funding</b>
<b>Implementation Costs (Rate Increases)</b>	\$ 40,747,649.21
<b>Forgiven Federal COVID-19 Relief Funding</b>	\$ 24,317,107.00
<b>Federal Funds used for Staffing Costs</b>	\$ 12,112,080.75
<b>Unreimbursed Staffing Costs</b>	\$ 103,496.31
<b>Federal Funds used for Telemedicine equipment</b>	\$ 29,347,950.73
<b>Unreimbursed Telemedicine Costs</b>	\$ 272,276.25
<b>Federal Funds used for Personal Protective Equipment (PPE)</b>	\$ 833,802.00
<b>Unreimbursed Costs for PPE</b>	\$ 3,438,741.19
<b>Federal Funds used for Rent &amp; Utilities</b>	\$ 4,152,021.00
<b>Unreimbursed Rent &amp; Utilities</b>	\$ 8,639,434.80
<b>Federal Funds used for Dietary Supplies</b>	\$ 546,444.00
<b>Unreimbursed Costs for Dietary Supplies</b>	\$ 1,409,306.21
<b>Federal Funds for Other Costs</b>	\$ 8,669,973.45
<b>Unreimbursed Other Costs</b>	\$ 41,062,346.71

**Table 3. Hospitals. Reporting Period: September 1, 2021 through September 30, 2021.**

<b>Hospitals</b>	<b>Federal COVID-19 Funding</b>
<b>Forgiven Federal COVID-19 Relief Funding</b>	\$ 13,533,109.00
<b>Federal Funds used for Staffing Costs</b>	\$ 38,216,379.50
<b>Unreimbursed Staffing Costs</b>	\$ 382,821,830.69
<b>Federal Funds used for Telemedicine equipment</b>	\$ 140,980.00
<b>Unreimbursed Telemedicine Costs</b>	\$ 71,600.00
<b>Federal Funds used for Personal Protective Equipment (PPE)</b>	\$ 2,730,421.08
<b>Unreimbursed Costs for PPE</b>	\$ 32,711,730.60
<b>Federal Funds used for Rent &amp; Utilities</b>	\$ 1,079,776.56
<b>Unreimbursed Rent &amp; Utilities</b>	\$ 6,711,682.39
<b>Federal Funds used for Dietary Supplies</b>	\$ 191,588.66
<b>Unreimbursed Costs for Dietary Supplies</b>	\$ 485,953.00
<b>Federal Funds for Other Costs</b>	\$ 25,125,213.92
<b>Unreimbursed Other Costs</b>	\$ 45,063,048.88

## **Appendix D. Reporting Period: October 1, 2021 – October 31, 2021**

**Table 1. Reporting Period: October 1, 2021 through October 31, 2021.**

<b>Provider Type</b>	<b>Federal COVID-19 Funding</b>	<b>Provider Count</b>
<b>1915(c) Home and Community Based Services Waiver Programs - CLASS, DBMD, HCS/TxHmL only</b>	\$ 1,302,217.84	411
<b>Assisted Living Facility licensed under Chapter 247, Health and Safety Code</b>	\$ 15,949,075.36	1,038
<b>Ambulatory Surgical Center</b>	\$ 21,509,529.55	352
<b>Emergency Medical Services provider</b>	\$ 767,154.82	236
<b>End-Stage Renal Disease Facility licensed under Section 251.011, Health and Safety Code</b>	\$ 441,000.00	670
<b>Home and Community Support Services Agency (HCSSA) and Hospice</b>	\$ 9,456,543.77	2,327
<b>Hospital</b>	\$ 72,798,889.65	504
<b>Intermediate Care Facility for Individuals with an Intellectual Disability or Related Conditions (ICF/IID)</b>	\$ 972,079.84	621
<b>Nursing Facility</b>	\$ 6,704,119.46	1,159
<b>Hospital system</b>	\$ 0.00	1
<b>Health Services District created under Chapter 287, Health and Safety Code</b>	\$ 0.00	N/A
<b>Total</b>	<b>\$ 129,900,610.29</b>	<b>7,319</b>



**Table 2. Nursing Facilities. Reporting Period: October 1, 2021 through October 31, 2021.**

<b>Nursing Facilities</b>	<b>Federal COVID-19 Funding</b>
<b>Implementation Costs (Rate Increases)</b>	\$ 23,888,256.19
<b>Forgiven Federal COVID-19 Relief Funding</b>	\$ 20,627,507.00
<b>Federal Funds used for Staffing Costs</b>	\$ 7,001,377.35
<b>Unreimbursed Staffing Costs</b>	\$ 20,992.00
<b>Federal Funds used for Telemedicine equipment</b>	\$ 35,833,283.06
<b>Unreimbursed Telemedicine Costs</b>	\$ 70,388.83
<b>Federal Funds used for Personal Protective Equipment (PPE)</b>	\$ 540,867.46
<b>Unreimbursed Costs for PPE</b>	\$ 2,137,572.63
<b>Federal Funds used for Rent &amp; Utilities</b>	\$ 4,197,220.00
<b>Unreimbursed Rent &amp; Utilities</b>	\$ 8,406,622.45
<b>Federal Funds used for Dietary Supplies</b>	\$ 588,901.09
<b>Unreimbursed Costs for Dietary Supplies</b>	\$ 1,396,271.15
<b>Federal Funds for Other Costs</b>	\$ 1,645,428.95
<b>Unreimbursed Other Costs</b>	\$ 29,157,720.99

**Table 3. Hospitals. Reporting Period: October 1, 2021 through October 31, 2021.**

<b>Hospitals</b>	<b>Federal COVID-19 Funding</b>
<b>Forgiven Federal COVID-19 Relief Funding</b>	\$ 8,357,044.00
<b>Federal Funds used for Staffing Costs</b>	\$ 23,283,755.03
<b>Unreimbursed Staffing Costs</b>	\$ 256,611,980.41
<b>Federal Funds used for Telemedicine equipment</b>	\$ 183,346.00
<b>Unreimbursed Telemedicine Costs</b>	\$ 94,285.00
<b>Federal Funds used for Personal Protective Equipment (PPE)</b>	\$ 938,683.82
<b>Unreimbursed Costs for PPE</b>	\$ 7,466,087.26
<b>Federal Funds used for Rent &amp; Utilities</b>	\$ 322,241.00
<b>Unreimbursed Rent &amp; Utilities</b>	\$ 3,110,703.00
<b>Federal Funds used for Dietary Supplies</b>	\$ 128,620.42
<b>Unreimbursed Costs for Dietary Supplies</b>	\$ 204,942.00
<b>Federal Funds for Other Costs</b>	\$ 19,301,391.20
<b>Unreimbursed Other Costs</b>	\$ 59,461,011.75

## Appendix E. Reporting Period: November 1, 2021 – November 30, 2021

**Table 1. Reporting Period: November 1, 2021 through November 30, 2021.**

<b>Provider Type</b>	<b>Federal COVID-19 Funding</b>	<b>Provider Count</b>
<b>1915(c) Home and Community Based Services Waiver Programs - CLASS, DBMD, HCS/TxHmL only</b>	\$ 4,556,646.08	405
<b>Assisted Living Facility licensed under Chapter 247, Health and Safety Code</b>	\$ 18,523,682.36	1,047
<b>Ambulatory Surgical Center</b>	\$ 46,783,516.55	352
<b>Emergency Medical Services provider</b>	\$ 18,243,301.71	233
<b>End-Stage Renal Disease Facility licensed under Section 251.011, Health and Safety Code</b>	\$ 4,522,118.98	660
<b>Home and Community Support Services Agency (HCSSA) and Hospice</b>	\$ 42,221,685.53	2,316
<b>Hospital</b>	\$ 319,755,182.62	502
<b>Intermediate Care Facility for Individuals with an Intellectual Disability or Related Conditions (ICF/IID)</b>	\$ 2,009,866.39	629
<b>Nursing Facility</b>	\$ 14,327,722.50	1,141
<b>Hospital system</b>	\$ 801,478.99	1
<b>Health Services District created under Chapter 287, Health and Safety Code</b>	\$ 0.00	N/A
<b>Total</b>	<b>\$ 471,745,201.71</b>	<b>7,286</b>

**Table 2. Nursing Facilities. Reporting Period: November 1, 2021 through November 30, 2021.**

<b>Nursing Facilities</b>	<b>Federal COVID-19 Funding</b>
<b>Implementation Costs (Rate Increases)</b>	\$ 15,873,767.72
<b>Forgiven Federal COVID-19 Relief Funding</b>	\$ 16,574,596.00
<b>Federal Funds used for Staffing Costs</b>	\$ 7,983,426.19
<b>Unreimbursed Staffing Costs</b>	\$ 35,964.00
<b>Federal Funds used for Telemedicine equipment</b>	\$ 26,278,254.35
<b>Unreimbursed Telemedicine Costs</b>	\$ 125,425.46
<b>Federal Funds used for Personal Protective Equipment (PPE)</b>	\$ 430,431.51
<b>Unreimbursed Costs for PPE</b>	\$ 1,906,112.62
<b>Federal Funds used for Rent &amp; Utilities</b>	\$ 4,339,821.00
<b>Unreimbursed Rent &amp; Utilities</b>	\$ 7,741,857.42
<b>Federal Funds used for Dietary Supplies</b>	\$ 575,822.00
<b>Unreimbursed Costs for Dietary Supplies</b>	\$ 679,283.89
<b>Federal Funds for Other Costs</b>	\$ 4,205,105.82
<b>Unreimbursed Other Costs</b>	\$ 28,403,823.23

**Table 3. Hospitals. Reporting Period: November 1, 2021 through November 30, 2021.**

<b>Hospitals</b>	<b>Federal COVID-19 Funding</b>
<b>Forgiven Federal COVID-19 Relief Funding</b>	\$ 17,077,544.00
<b>Federal Funds used for Staffing Costs</b>	\$ 80,274,121.22
<b>Unreimbursed Staffing Costs</b>	\$ 65,281,811.50
<b>Federal Funds used for Telemedicine equipment</b>	\$ 442,980.00
<b>Unreimbursed Telemedicine Costs</b>	\$ 69,250.00
<b>Federal Funds used for Personal Protective Equipment (PPE)</b>	\$ 2,034,197.34
<b>Unreimbursed Costs for PPE</b>	\$ 9,873,761.48
<b>Federal Funds used for Rent &amp; Utilities</b>	\$ 2,466,638.47
<b>Unreimbursed Rent &amp; Utilities</b>	\$ 3,186,748.69
<b>Federal Funds used for Dietary Supplies</b>	\$ 165,037.26
<b>Unreimbursed Costs for Dietary Supplies</b>	\$ 120,660.82
<b>Federal Funds for Other Costs</b>	\$ 61,930,778.33
<b>Unreimbursed Other Costs</b>	\$ 104,459,523.46

## **Appendix F. Reporting Period: December 1, 2021 – December 31, 2021**

**Table 1. Reporting Period: December 1, 2021 through December 31, 2021.**

<b>Provider Type</b>	<b>Federal COVID-19 Funding</b>	<b>Provider Count</b>
<b>1915(c) Home and Community Based Services Waiver Programs - CLASS, DBMD, HCS/TxHmL only</b>	\$ 4,018,397.04	403
<b>Assisted Living Facility licensed under Chapter 247, Health and Safety Code</b>	\$ 32,619,960.92	1,043
<b>Ambulatory Surgical Center</b>	\$ 50,780,097.67	351
<b>Emergency Medical Services provider</b>	\$ 29,643,820.94	234
<b>End-Stage Renal Disease Facility licensed under Section 251.011, Health and Safety Code</b>	\$ 23,870,653.42	662
<b>Home and Community Support Services Agency (HCSSA) and Hospice</b>	\$ 57,048,136.99	2,277
<b>Hospital</b>	\$ 331,762,669.13	499
<b>Intermediate Care Facility for Individuals with an Intellectual Disability or Related Conditions (ICF/IID)</b>	\$ 5,577,061.43	585
<b>Nursing Facility</b>	\$ 34,874,523.76	1,127
<b>Hospital system</b>	\$ 4,421,933.04	1
<b>Health Services District created under Chapter 287, Health and Safety Code</b>	\$ 0.00	N/A
<b>Total</b>	<b>\$ 574,617,254.34</b>	<b>7,182</b>

**Table 2. Nursing Facilities. Reporting Period: December 1, 2021 through December 31, 2021.**

<b>Nursing Facilities</b>	<b>Federal COVID-19 Funding</b>
<b>Implementation Costs (Rate Increases)</b>	\$ 44,024,269.96
<b>Forgiven Federal COVID-19 Relief Funding</b>	\$ 38,584,915.00
<b>Federal Funds used for Staffing Costs</b>	\$ 24,635,129.91
<b>Unreimbursed Staffing Costs</b>	\$ 102,660.87
<b>Federal Funds used for Telemedicine equipment</b>	\$ 31,226,924.78
<b>Unreimbursed Telemedicine Costs</b>	\$ 191,346.67
<b>Federal Funds used for Personal Protective Equipment (PPE)</b>	\$ 1,246,148.11
<b>Unreimbursed Costs for PPE</b>	\$ 2,401,626.57
<b>Federal Funds used for Rent &amp; Utilities</b>	\$ 4,285,405.00
<b>Unreimbursed Rent &amp; Utilities</b>	\$ 7,405,649.86
<b>Federal Funds used for Dietary Supplies</b>	\$ 621,675.96
<b>Unreimbursed Costs for Dietary Supplies</b>	\$ 504,550.11
<b>Federal Funds for Other Costs</b>	\$ 10,481,456.04
<b>Unreimbursed Other Costs</b>	\$ 32,968,381.29

**Table 3. Hospitals. Reporting Period: December 1, 2021 through December 31, 2021.**

<b>Hospitals</b>	<b>Federal COVID-19 Funding</b>
<b>Forgiven Federal COVID-19 Relief Funding</b>	\$ 21,406,637.19
<b>Federal Funds used for Staffing Costs</b>	\$ 76,316,925.69
<b>Unreimbursed Staffing Costs</b>	\$ 54,445,636.93
<b>Federal Funds used for Telemedicine equipment</b>	\$ 207,980.00
<b>Unreimbursed Telemedicine Costs</b>	\$ 121,293.42
<b>Federal Funds used for Personal Protective Equipment (PPE)</b>	\$ 2,562,265.44
<b>Unreimbursed Costs for PPE</b>	\$ 6,202,823.24
<b>Federal Funds used for Rent &amp; Utilities</b>	\$ 231,589.52
<b>Unreimbursed Rent &amp; Utilities</b>	\$ 2,894,506.77
<b>Federal Funds used for Dietary Supplies</b>	\$ 145,772.12
<b>Unreimbursed Costs for Dietary Supplies</b>	\$ 127,246.60
<b>Federal Funds for Other Costs</b>	\$ 85,066,417.21
<b>Unreimbursed Other Costs</b>	\$ 39,018,350.98

## Appendix G. Reporting Period: January 1, 2022 – January 31, 2022

**Table 1. Reporting Period: January 1, 2022 through January 31, 2022.**

<b>Provider Type</b>	<b>Federal COVID-19 Funding</b>	<b>Provider Count</b>
<b>1915(c) Home and Community Based Services Waiver Programs - CLASS, DBMD, HCS/TxHmL only</b>	\$ 981,572.34	378
<b>Assisted Living Facility licensed under Chapter 247, Health and Safety Code</b>	\$ 21,832,839.77	1,020
<b>Ambulatory Surgical Center</b>	\$ 34,039,258.55	350
<b>Emergency Medical Services provider</b>	\$ 31,923,823.82	233
<b>End-Stage Renal Disease Facility licensed under Section 251.011, Health and Safety Code</b>	\$ 30,556,473.55	670
<b>Home and Community Support Services Agency (HCSSA) and Hospice</b>	\$ 70,504,820.36	2,148
<b>Hospital</b>	\$ 141,451,144.77	498
<b>Intermediate Care Facility for Individuals with an Intellectual Disability or Related Conditions (ICF/IID)</b>	\$ 789,500.00	641
<b>Nursing Facility</b>	\$ 18,494,498.62	1,126
<b>Hospital system</b>	\$ 0.00	1
<b>Health Services District created under Chapter 287, Health and Safety Code</b>	\$ 0.00	N/A
<b>Total</b>	<b>\$ 350,573,931.78</b>	<b>7,065</b>

**Table 2. Nursing Facilities. Reporting Period: January 1, 2022 through January 31, 2022.**

<b>Nursing Facilities</b>	<b>Federal COVID-19 Funding</b>
<b>Implementation Costs (Rate Increases)</b>	\$ 26,766,373.67
<b>Forgiven Federal COVID-19 Relief Funding</b>	\$ 15,315,685.89
<b>Federal Funds used for Staffing Costs</b>	\$ 17,614,157.23
<b>Unreimbursed Staffing Costs</b>	\$ 12,411.73
<b>Federal Funds used for Telemedicine equipment</b>	\$ 43,120,276.83
<b>Unreimbursed Telemedicine Costs</b>	\$ 47,513.70
<b>Federal Funds used for Personal Protective Equipment (PPE)</b>	\$ 649,489.44
<b>Unreimbursed Costs for PPE</b>	\$ 2,320,320.97
<b>Federal Funds used for Rent &amp; Utilities</b>	\$ 4,333,400.00
<b>Unreimbursed Rent &amp; Utilities</b>	\$ 8,011,780.12
<b>Federal Funds used for Dietary Supplies</b>	\$ 522,573.52
<b>Unreimbursed Costs for Dietary Supplies</b>	\$ 603,028.77
<b>Federal Funds for Other Costs</b>	\$ 2,838,979.36
<b>Unreimbursed Other Costs</b>	\$ 16,931,684.01

**Table 3. Hospitals. Reporting Period: January 1, 2022 through January 31, 2022.**

<b>Hospitals</b>	<b>Federal COVID-19 Funding</b>
<b>Forgiven Federal COVID-19 Relief Funding</b>	\$ 15,750,044.00
<b>Federal Funds used for Staffing Costs</b>	\$ 32,000,675.82
<b>Unreimbursed Staffing Costs</b>	\$ 66,122,490.80
<b>Federal Funds used for Telemedicine equipment</b>	\$ 157,180.00
<b>Unreimbursed Telemedicine Costs</b>	\$ 45,313.11
<b>Federal Funds used for Personal Protective Equipment (PPE)</b>	\$ 1,088,918.14
<b>Unreimbursed Costs for PPE</b>	\$ 39,287,224.34
<b>Federal Funds used for Rent &amp; Utilities</b>	\$ 1,271,753.00
<b>Unreimbursed Rent &amp; Utilities</b>	\$ 6,889,369.17
<b>Federal Funds used for Dietary Supplies</b>	\$ 353,469.32
<b>Unreimbursed Costs for Dietary Supplies</b>	\$ 143,673.25
<b>Federal Funds for Other Costs</b>	\$ 30,365,250.73
<b>Unreimbursed Other Costs</b>	\$ 89,581,815.34

## Appendix H. Reporting Period: February 1, 2022 – February 28, 2022

**Table 1. Reporting Period: February 1, 2022 through February 28, 2022.**

<b>Provider Type</b>	<b>Federal COVID-19 Funding</b>	<b>Provider Count</b>
<b>1915(c) Home and Community Based Services Waiver Programs - CLASS, DBMD, HCS/TxHmL only</b>	\$ 530,914.96	366
<b>Assisted Living Facility licensed under Chapter 247, Health and Safety Code</b>	\$ 2,391,019.45	1,010
<b>Ambulatory Surgical Center</b>	\$ 21,400,596.55	350
<b>Emergency Medical Services provider</b>	\$ 4,705,971.82	235
<b>End-Stage Renal Disease Facility licensed under Section 251.011, Health and Safety Code</b>	\$ 1,076,473.55	670
<b>Home and Community Support Services Agency (HCSSA) and Hospice</b>	\$ 13,341,118.91	2,098
<b>Hospital</b>	\$ 81,516,177.65	497
<b>Intermediate Care Facility for Individuals with an Intellectual Disability or Related Conditions (ICF/IID)</b>	\$ 135,000.00	635
<b>Nursing Facility</b>	\$ 14,488,100.26	1,113
<b>Hospital system</b>	\$ 0.00	1
<b>Health Services District created under Chapter 287, Health and Safety Code</b>	\$ 0.00	N/A
<b>Total</b>	<b>\$139,585,373.15</b>	<b>6,975</b>



**Table 2. Nursing Facilities. Reporting Period: February 1, 2022 through February 28, 2022.**

<b>Nursing Facilities</b>	<b>Federal COVID-19 Funding</b>
<b>Implementation Costs (Rate Increases)</b>	\$ 50,709,322.67
<b>Forgiven Federal COVID-19 Relief Funding</b>	\$ 12,413,917.76
<b>Federal Funds used for Staffing Costs</b>	\$ 12,746,429.01
<b>Unreimbursed Staffing Costs</b>	\$ 10,283.21
<b>Federal Funds used for Telemedicine equipment</b>	\$ 53,441,861.95
<b>Unreimbursed Telemedicine Costs</b>	\$ 90,089.46
<b>Federal Funds used for Personal Protective Equipment (PPE)</b>	\$ 475,105.86
<b>Unreimbursed Costs for PPE</b>	\$ 3,911,169.67
<b>Federal Funds used for Rent &amp; Utilities</b>	\$ 5,183,545.56
<b>Unreimbursed Rent &amp; Utilities</b>	\$ 7,599,742.32
<b>Federal Funds used for Dietary Supplies</b>	\$ 488,706.46
<b>Unreimbursed Costs for Dietary Supplies</b>	\$ 581,742.34
<b>Federal Funds for Other Costs</b>	\$ 49,067,298.54
<b>Unreimbursed Other Costs</b>	\$ 21,750,568.35

**Table 3. Hospitals. Reporting Period: February 1, 2022 through February 28, 2022.**

<b>Hospitals</b>	<b>Federal COVID-19 Funding</b>
<b>Forgiven Federal COVID-19 Relief Funding</b>	\$ 11,486,909.00
<b>Federal Funds used for Staffing Costs</b>	\$ 20,973,195.63
<b>Unreimbursed Staffing Costs</b>	\$ 57,704,109.54
<b>Federal Funds used for Telemedicine equipment</b>	\$ 26,700.00
<b>Unreimbursed Telemedicine Costs</b>	\$ 111,453.22
<b>Federal Funds used for Personal Protective Equipment (PPE)</b>	\$ 874,871.79
<b>Unreimbursed Costs for PPE</b>	\$ 14,125,191.44
<b>Federal Funds used for Rent &amp; Utilities</b>	\$ 370,222.70
<b>Unreimbursed Rent &amp; Utilities</b>	\$ 1,539,250.86
<b>Federal Funds used for Dietary Supplies</b>	\$ 81,063.88
<b>Unreimbursed Costs for Dietary Supplies</b>	\$ 109,019.11
<b>Federal Funds for Other Costs</b>	\$ 11,535,175.98
<b>Unreimbursed Other Costs</b>	\$ 17,019,687.37

## Appendix I. Reporting Period: March 1, 2022 – March 31, 2022

**Table. 1. Reporting Period: March 1, 2022 through March 31, 2022.**

<b>Provider Type</b>	<b>Federal COVID-19 Funding</b>	<b>Provider Count</b>
<b>1915(c) Home and Community Based Services Waiver Programs - CLASS, DBMD, HCS/TxHmL only</b>	\$ 1,104,802.50	362
<b>Assisted Living Facility licensed under Chapter 247, Health and Safety Code</b>	\$ 17,757,762.06	982
<b>Ambulatory Surgical Center</b>	\$ 21,768,358.55	343
<b>Emergency Medical Services provider</b>	\$ 2,874,150.38	223
<b>End-Stage Renal Disease Facility licensed under Section 251.011, Health and Safety Code</b>	\$ 3,402,473.55	670
<b>Home and Community Support Services Agency (HCSSA) and Hospice</b>	\$ 14,255,393.37	2,039
<b>Hospital</b>	\$ 84,320,536.65	493
<b>Intermediate Care Facility for Individuals with an Intellectual Disability or Related Conditions (ICF/IID)</b>	\$ 3,873,274.88	608
<b>Nursing Facility</b>	\$ 5,562,637.07	1,123
<b>Hospital system</b>	\$ 0.00	1
<b>Health Services District created under Chapter 287, Health and Safety Code</b>	\$ 0.00	N/A
<b>Total</b>	<b>\$154,919,389.01</b>	<b>6,844</b>

**Table 2. Nursing Facilities. Reporting Period: March 1, 2022 through March 31, 2022.**

<b>Nursing Facilities</b>	<b>Federal COVID-19 Funding</b>
<b>Implementation Costs (Rate Increases)</b>	\$ 37,396,123.19
<b>Forgiven Federal COVID-19 Relief Funding</b>	\$ 25,944,256.33
<b>Federal Funds used for Staffing Costs</b>	\$ 9,651,687.09
<b>Unreimbursed Staffing Costs</b>	\$ 107,302.50
<b>Federal Funds used for Telemedicine equipment</b>	\$ 26,214,400.31
<b>Unreimbursed Telemedicine Costs</b>	\$ 3,497,131.94
<b>Federal Funds used for Personal Protective Equipment (PPE)</b>	\$ 301,273.53
<b>Unreimbursed Costs for PPE</b>	\$ 2,105,386.55
<b>Federal Funds used for Rent &amp; Utilities</b>	\$ 5,093,384.90
<b>Unreimbursed Rent &amp; Utilities</b>	\$ 7,178,092.24
<b>Federal Funds used for Dietary Supplies</b>	\$ 642,655.05
<b>Unreimbursed Costs for Dietary Supplies</b>	\$ 653,164.22
<b>Federal Funds for Other Costs</b>	\$ 21,718,139.55
<b>Unreimbursed Other Costs</b>	\$ 13,214,914.23

**Table 3. Hospitals. Reporting Period: March 1, 2022 through March 31, 2022.**

<b>Hospitals</b>	<b>Federal COVID-19 Funding</b>
<b>Forgiven Federal COVID-19 Relief Funding</b>	\$ 16,361,044.00
<b>Federal Funds used for Staffing Costs</b>	\$ 17,392,387.97
<b>Unreimbursed Staffing Costs</b>	\$ 51,052,395.47
<b>Federal Funds used for Telemedicine equipment</b>	\$ 43,200.00
<b>Unreimbursed Telemedicine Costs</b>	\$ 33,317.93
<b>Federal Funds used for Personal Protective Equipment (PPE)</b>	\$ 499,705.62
<b>Unreimbursed Costs for PPE</b>	\$ 6,128,086.54
<b>Federal Funds used for Rent &amp; Utilities</b>	\$ 443,155.46
<b>Unreimbursed Rent &amp; Utilities</b>	\$ 3,994,256.13
<b>Federal Funds used for Dietary Supplies</b>	\$ 24,062.78
<b>Unreimbursed Costs for Dietary Supplies</b>	\$ 103,222.78
<b>Federal Funds for Other Costs</b>	\$ 27,565,669.26
<b>Unreimbursed Other Costs</b>	\$ 27,365,758.41

## **Appendix J. Reporting Period: April 1, 2022 – April 30, 2022**

**Table 1. Reporting Period: April 1, 2022 through April 30, 2022.**

<b>Provider Type</b>	<b>Federal COVID-19 Funding</b>	<b>Provider Count</b>
<b>1915(c) Home and Community Based Services Waiver Programs - CLASS, DBMD, HCS/TxHmL only</b>	\$ 1,104,802.50	352
<b>Assisted Living Facility licensed under Chapter 247, Health and Safety Code</b>	\$ 17,757,762.06	977
<b>Ambulatory Surgical Center</b>	\$ 21,768,358.55	330
<b>Emergency Medical Services provider</b>	\$ 2,874,150.38	199
<b>End-Stage Renal Disease Facility licensed under Section 251.011, Health and Safety Code</b>	\$ 3,402,473.55	669
<b>Home and Community Support Services Agency (HCSSA) and Hospice</b>	\$ 14,255,393.37	1,974
<b>Hospital</b>	\$ 84,320,536.65	487
<b>Intermediate Care Facility for Individuals with an Intellectual Disability or Related Conditions (ICF/IID)</b>	\$ 3,873,274.88	641
<b>Nursing Facility</b>	\$ 5,562,637.07	1,124
<b>Hospital system</b>	\$ 0.00	1
<b>Health Services District created under Chapter 287, Health and Safety Code</b>	\$ 0.00	N/A
<b>Total</b>	<b>\$154,919,389.01</b>	<b>6,754</b>

**Table 2. Nursing Facilities. Reporting Period: April 1, 2022 through April 30, 2022.**

<b>Nursing Facilities</b>	<b>Federal COVID-19 Funding</b>
<b>Implementation Costs (Rate Increases)</b>	\$ 37,396,123.19
<b>Forgiven Federal COVID-19 Relief Funding</b>	\$ 25,944,256.33
<b>Federal Funds used for Staffing Costs</b>	\$ 9,651,687.09
<b>Unreimbursed Staffing Costs</b>	\$ 107,302.50
<b>Federal Funds used for Telemedicine equipment</b>	\$ 26,214,400.31
<b>Unreimbursed Telemedicine Costs</b>	\$ 3,497,131.94
<b>Federal Funds used for Personal Protective Equipment (PPE)</b>	\$ 301,273.53
<b>Unreimbursed Costs for PPE</b>	\$ 2,105,386.55
<b>Federal Funds used for Rent &amp; Utilities</b>	\$ 5,093,384.90
<b>Unreimbursed Rent &amp; Utilities</b>	\$ 7,178,092.24
<b>Federal Funds used for Dietary Supplies</b>	\$ 642,655.05
<b>Unreimbursed Costs for Dietary Supplies</b>	\$ 653,164.22
<b>Federal Funds for Other Costs</b>	\$ 21,718,139.55
<b>Unreimbursed Other Costs</b>	\$ 13,214,914.23

**Table 3. Hospitals. Reporting Period: April 1, 2022 through April 30, 2022.**

<b>Hospitals</b>	<b>Federal COVID-19 Funding</b>
<b>Forgiven Federal COVID-19 Relief Funding</b>	\$ 16,361,044.00
<b>Federal Funds used for Staffing Costs</b>	\$ 17,392,387.97
<b>Unreimbursed Staffing Costs</b>	\$ 51,052,395.47
<b>Federal Funds used for Telemedicine equipment</b>	\$ 43,200.00
<b>Unreimbursed Telemedicine Costs</b>	\$ 33,317.93
<b>Federal Funds used for Personal Protective Equipment (PPE)</b>	\$ 499,705.62
<b>Unreimbursed Costs for PPE</b>	\$ 6,128,086.54
<b>Federal Funds used for Rent &amp; Utilities</b>	\$ 443,155.46
<b>Unreimbursed Rent &amp; Utilities</b>	\$ 2,079,056.13
<b>Federal Funds used for Dietary Supplies</b>	\$ 24,062.78
<b>Unreimbursed Costs for Dietary Supplies</b>	\$ 103,222.78
<b>Federal Funds for Other Costs</b>	\$ 27,565,669.26
<b>Unreimbursed Other Costs</b>	\$ 27,365,758.41

## **Appendix K. Reporting Period: May 1, 2022 – May 31, 2022**

**Table 1. Reporting Period: May 1, 2022 through May 31, 2022.**

<b>Provider Type</b>	<b>Federal COVID-19 Funding</b>	<b>Provider Count</b>
<b>1915(c) Home and Community Based Services Waiver Programs - CLASS, DBMD, HCS/TxHmL only</b>	\$ 936,783.27	344
<b>Assisted Living Facility licensed under Chapter 247, Health and Safety Code</b>	\$ 4,537,268.36	955
<b>Ambulatory Surgical Center</b>	\$ 21,137,490.94	331
<b>Emergency Medical Services provider</b>	\$ 2,265,879.82	191
<b>End-Stage Renal Disease Facility licensed under Section 251.011, Health and Safety Code</b>	\$ 12,308,873.55	407
<b>Home and Community Support Services Agency (HCSSA) and Hospice</b>	\$ 12,324,656.63	1,952
<b>Hospital</b>	\$ 79,910,310.09	491
<b>Intermediate Care Facility for Individuals with an Intellectual Disability or Related Conditions (ICF/IID)</b>	\$ 190,000.00	641
<b>Nursing Facility</b>	\$ 17,501,337.54	1,125
<b>Hospital system</b>	\$ 0.00	1
<b>Health Services District created under Chapter 287, Health and Safety Code</b>	\$ 0.00	N/A
<b>Total</b>	<b>\$ 151,112,600.20</b>	<b>6,438</b>

**Table 2. Nursing Facilities. Reporting Period: May 1, 2022 through May 31, 2022.**

<b>Nursing Facilities</b>	<b>Federal COVID-19 Funding</b>
<b>Implementation Costs (Rate Increases)</b>	\$ 24,105,804.67
<b>Forgiven Federal COVID-19 Relief Funding</b>	\$ 13,365,006.33
<b>Federal Funds used for Staffing Costs</b>	\$ 10,679,475.60
<b>Unreimbursed Staffing Costs</b>	\$ 9,115.70
<b>Federal Funds used for Telemedicine equipment</b>	\$ 22,481,866.64
<b>Unreimbursed Telemedicine Costs</b>	\$ 37,674.07
<b>Federal Funds used for Personal Protective Equipment (PPE)</b>	\$ 380,676.60
<b>Unreimbursed Costs for PPE</b>	\$ 820,690.56
<b>Federal Funds used for Rent &amp; Utilities</b>	\$ 4,452,382.97
<b>Unreimbursed Rent &amp; Utilities</b>	\$ 7,320,560.29
<b>Federal Funds used for Dietary Supplies</b>	\$ 590,779.04
<b>Unreimbursed Costs for Dietary Supplies</b>	\$ 496,607.50
<b>Federal Funds for Other Costs</b>	\$ 852,234.31
<b>Unreimbursed Other Costs</b>	\$ 16,651,890.91

**Table 3. Hospitals. Reporting Period: May 1, 2022 through May 31, 2022.**

<b>Hospitals</b>	<b>Federal COVID-19 Funding</b>
<b>Forgiven Federal COVID-19 Relief Funding</b>	\$ 15,301,044.00
<b>Federal Funds used for Staffing Costs</b>	\$ 10,838,206.15
<b>Unreimbursed Staffing Costs</b>	\$ 37,609,096.55
<b>Federal Funds used for Telemedicine equipment</b>	\$ 39,915.00
<b>Unreimbursed Telemedicine Costs</b>	\$ 42,748.75
<b>Federal Funds used for Personal Protective Equipment (PPE)</b>	\$ 416,877.40
<b>Unreimbursed Costs for PPE</b>	\$ 2,157,440.02
<b>Federal Funds used for Rent &amp; Utilities</b>	\$ 439,400.00
<b>Unreimbursed Rent &amp; Utilities</b>	\$ 2,291,925.31
<b>Federal Funds used for Dietary Supplies</b>	\$ 19,609.49
<b>Unreimbursed Costs for Dietary Supplies</b>	\$ 82,323.39
<b>Federal Funds for Other Costs</b>	\$ 18,252,697.52
<b>Unreimbursed Other Costs</b>	\$ 15,161,004.72

## Appendix L. Reporting Period: June 1, 2022 – June 30, 2022

**Table 1. Reporting Period: June 1, 2022 through June 30, 2022.**

<b>Provider Type</b>	<b>Federal COVID-19 Funding</b>	<b>Provider Count</b>
<b>1915(c) Home and Community Based Services Waiver Programs - CLASS, DBMD, HCS/TxHmL only</b>	\$ 12,890,299.26	347
<b>Assisted Living Facility licensed under Chapter 247, Health and Safety Code</b>	\$ 1,474,592.16	945
<b>Ambulatory Surgical Center</b>	\$ 23,586,187.94	325
<b>Emergency Medical Services provider</b>	\$ 16,222,002.82	182
<b>End-Stage Renal Disease Facility licensed under Section 251.011, Health and Safety Code</b>	\$ 3,291,873.55	189
<b>Home and Community Support Services Agency (HCSSA) and Hospice</b>	\$ 422,541,207.61	1,916
<b>Hospital</b>	\$ 81,865,858.71	488
<b>Intermediate Care Facility for Individuals with an Intellectual Disability or Related Conditions (ICF/IID)</b>	\$ 666,000.00	634
<b>Nursing Facility</b>	\$ 3,274,236.58	1,035
<b>Hospital system</b>	\$ 0.00	1
<b>Health Services District created under Chapter 287, Health and Safety Code</b>	\$ 0.00	N/A
<b>Total</b>	<b>\$565,812,258.63</b>	<b>6,062</b>



**Table 2. Nursing Facilities. Reporting Period: June 1, 2022 through June 30, 2022.**

<b>Nursing Facilities</b>	<b>Federal COVID-19 Funding</b>
<b>Implementation Costs (Rate Increases)</b>	\$ 23,383,209.92
<b>Forgiven Federal COVID-19 Relief Funding</b>	\$ 12,854,947.00
<b>Federal Funds used for Staffing Costs</b>	\$ 4,764,614.68
<b>Unreimbursed Staffing Costs</b>	\$ 806,067.51
<b>Federal Funds used for Telemedicine equipment</b>	\$ 29,052,961.75
<b>Unreimbursed Telemedicine Costs</b>	\$ 32,020.07
<b>Federal Funds used for Personal Protective Equipment (PPE)</b>	\$ 204,491.75
<b>Unreimbursed Costs for PPE</b>	\$ 938,896.28
<b>Federal Funds used for Rent &amp; Utilities</b>	\$ 1,877,669.10
<b>Unreimbursed Rent &amp; Utilities</b>	\$ 7,523,843.12
<b>Federal Funds used for Dietary Supplies</b>	\$ 3,039,542.53
<b>Unreimbursed Costs for Dietary Supplies</b>	\$ 558,463.50
<b>Federal Funds for Other Costs</b>	\$ 1,934,198.57
<b>Unreimbursed Other Costs</b>	\$ 27,849,719.76

**Table 3. Hospitals. Reporting Period: June 1, 2022 through June 30, 2022.**

<b>Hospitals</b>	<b>Federal COVID-19 Funding</b>
<b>Forgiven Federal COVID-19 Relief Funding</b>	\$ 15,412,044.00
<b>Federal Funds used for Staffing Costs</b>	\$ 8,513,106.39
<b>Unreimbursed Staffing Costs</b>	\$ 35,942,055.82
<b>Federal Funds used for Telemedicine equipment</b>	\$ 19,000.00
<b>Unreimbursed Telemedicine Costs</b>	\$ 36,745.08
<b>Federal Funds used for Personal Protective Equipment (PPE)</b>	\$ 458,298.41
<b>Unreimbursed Costs for PPE</b>	\$ 2,507,093.11
<b>Federal Funds used for Rent &amp; Utilities</b>	\$ 297,503.00
<b>Unreimbursed Rent &amp; Utilities</b>	\$ 1,644,746.63
<b>Federal Funds used for Dietary Supplies</b>	\$ 56,705.92
<b>Unreimbursed Costs for Dietary Supplies</b>	\$ 99,106.59
<b>Federal Funds for Other Costs</b>	\$ 21,818,675.40
<b>Unreimbursed Other Costs</b>	\$ 20,548,195.90

## Appendix M. Reporting Period: July 1, 2022 – July 31, 2022

**Table 1. Reporting Period: July 1, 2022 through July 31, 2022.**

<b>Provider Type</b>	<b>Federal COVID-19 Funding</b>	<b>Provider Count</b>
<b>1915(c) Home and Community Based Services Waiver Programs - CLASS, DBMD, HCS/TxHmL only</b>	\$ 14,601,557.96	348
<b>Assisted Living Facility licensed under Chapter 247, Health and Safety Code</b>	\$ 17,262,940.71	890
<b>Ambulatory Surgical Center</b>	\$ 23,822,989.55	317
<b>Emergency Medical Services provider</b>	\$ 8,939,715.32	174
<b>End-Stage Renal Disease Facility licensed under Section 251.011, Health and Safety Code</b>	\$ 439,873.55	405
<b>Home and Community Support Services Agency (HCSSA) and Hospice</b>	\$ 412,329,644.26	1,837
<b>Hospital</b>	\$ 80,811,487.00	471
<b>Intermediate Care Facility for Individuals with an Intellectual Disability or Related Conditions (ICF/IID)</b>	\$ 312,764.36	631
<b>Nursing Facility</b>	\$ 2,378,303.66	946
<b>Hospital system</b>	\$ 0.00	1
<b>Health Services District created under Chapter 287, Health and Safety Code</b>	\$ 0.00	N/A
<b>Total</b>	<b>\$ 560,899,276.37</b>	<b>6,020</b>

**Table 2. Nursing Facilities. Reporting Period: June 1, 2022 through June 30, 2022.**

<b>Nursing Facilities</b>	<b>Federal COVID-19 Funding</b>
<b>Implementation Costs (Rate Increases)</b>	\$ 19,559,681.46
<b>Forgiven Federal COVID-19 Relief Funding</b>	\$ 13,572,607.00
<b>Federal Funds used for Staffing Costs</b>	\$ 3,147,647.65
<b>Unreimbursed Staffing Costs</b>	\$ 123,301.29
<b>Federal Funds used for Telemedicine equipment</b>	\$ 23,086,592.10
<b>Unreimbursed Telemedicine Costs</b>	\$ 47,451.00
<b>Federal Funds used for Personal Protective Equipment (PPE)</b>	\$ 172,001.35
<b>Unreimbursed Costs for PPE</b>	\$ 1,183,114.57
<b>Federal Funds used for Rent &amp; Utilities</b>	\$ 1,290,320.96
<b>Unreimbursed Rent &amp; Utilities</b>	\$ 8,138,360.90
<b>Federal Funds used for Dietary Supplies</b>	\$ 3,152,466.63
<b>Unreimbursed Costs for Dietary Supplies</b>	\$ 519,231.12
<b>Federal Funds for Other Costs</b>	\$ 588,183.83
<b>Unreimbursed Other Costs</b>	\$ 13,447,940.25

**Table 3. Hospitals. Reporting Period: June 1, 2022 through June 30, 2022.**

<b>Hospitals</b>	<b>Federal COVID-19 Funding</b>
<b>Forgiven Federal COVID-19 Relief Funding</b>	\$ 10,838,909.00
<b>Federal Funds used for Staffing Costs</b>	\$ 27,438,182.12
<b>Unreimbursed Staffing Costs</b>	\$ 32,269,345.39
<b>Federal Funds used for Telemedicine equipment</b>	\$ 17,000.00
<b>Unreimbursed Telemedicine Costs</b>	\$ 25,570.63
<b>Federal Funds used for Personal Protective Equipment (PPE)</b>	\$ 144,591.11
<b>Unreimbursed Costs for PPE</b>	\$ 898,476.11
<b>Federal Funds used for Rent &amp; Utilities</b>	\$ 85,000.00
<b>Unreimbursed Rent &amp; Utilities</b>	\$ 2,029,206.06
<b>Federal Funds used for Dietary Supplies</b>	\$ 141,009.00
<b>Unreimbursed Costs for Dietary Supplies</b>	\$ 100,333.06
<b>Federal Funds for Other Costs</b>	\$ 4,412,310.77
<b>Unreimbursed Other Costs</b>	\$ 22,100,290.31

## **Appendix N. Reporting Period: August 1, 2022 – August 31, 2022**

**Table 1. Reporting Period. August 1, 2022 through August 31, 2022.**

<b>Provider Type</b>	<b>Federal COVID-19 Funding</b>	<b>Provider Count</b>
<b>1915(c) Home and Community Based Services Waiver Programs - CLASS, DBMD, HCS/TxHmL only</b>	\$ 12,255,408.74	320
<b>Assisted Living Facility licensed under Chapter 247, Health and Safety Code</b>	\$ 17,203,301.36	835
<b>Ambulatory Surgical Center</b>	\$ 23,572,239.55	309
<b>Emergency Medical Services provider</b>	\$ 1,256,879.82	166
<b>End-Stage Renal Disease Facility licensed under Section 251.011, Health and Safety Code</b>	\$ 239,000.00	405
<b>Home and Community Support Services Agency (HCSSA) and Hospice</b>	\$ 411,697,565.36	1,734
<b>Hospital</b>	\$ 72,703,095.65	447
<b>Intermediate Care Facility for Individuals with an Intellectual Disability or Related Conditions (ICF/IID)</b>	\$ 206,000.00	647
<b>Nursing Facility</b>	\$ 2,674,548.26	906
<b>Hospital system</b>	\$ 0.00	1
<b>Health Services District created under Chapter 287, Health and Safety Code</b>	\$ 0.00	N/A
<b>Total</b>	<b>\$541,808,038.74</b>	<b>5,770</b>

**Table 2. Nursing facilities. Reporting Period. Agust 1, 2022 through August 31, 2022.**

<b>Nursing Facilities</b>	<b>Federal COVID-19 Funding</b>
<b>Implementation Costs (Rate Increases)</b>	\$ 20,952,550.49
<b>Forgiven Federal COVID-19 Relief Funding</b>	\$ 8,801,816.00
<b>Federal Funds used for Staffing Costs</b>	\$ 4,037,805.46
<b>Unreimbursed Staffing Costs</b>	\$ 131,812.50
<b>Federal Funds used for Telemedicine equipment</b>	\$ 27,147,578.85
<b>Unreimbursed Telemedicine Costs</b>	\$ 17,906.00
<b>Federal Funds used for Personal Protective Equipment (PPE)</b>	\$ 225,385.60
<b>Unreimbursed Costs for PPE</b>	\$ 1,168,486.90
<b>Federal Funds used for Rent &amp; Utilities</b>	\$ 1,337,877.33
<b>Unreimbursed Rent &amp; Utilities</b>	\$ 7,954,970.14
<b>Federal Funds used for Dietary Supplies</b>	\$ 3,209,879.05
<b>Unreimbursed Costs for Dietary Supplies</b>	\$ 528,248.85
<b>Federal Funds for Other Costs</b>	\$ 710,100.01
<b>Unreimbursed Other Costs</b>	\$ 17,667,902.08

**Table 3. Hospitals. Reporting Period. Agust 1, 2022 through August 31, 2022.**

<b>Hospitals</b>	<b>Federal COVID-19 Funding</b>
<b>Forgiven Federal COVID-19 Relief Funding</b>	\$ 14,597,865.00
<b>Federal Funds used for Staffing Costs</b>	\$ 6,385,619.60
<b>Unreimbursed Staffing Costs</b>	\$ 29,722,601.52
<b>Federal Funds used for Telemedicine equipment</b>	\$ 20,250.00
<b>Unreimbursed Telemedicine Costs</b>	\$ 105,150.00
<b>Federal Funds used for Personal Protective Equipment (PPE)</b>	\$ 127,458.38
<b>Unreimbursed Costs for PPE</b>	\$ 2,680,221.09
<b>Federal Funds used for Rent &amp; Utilities</b>	\$ 137,200.00
<b>Unreimbursed Rent &amp; Utilities</b>	\$ 1,580,374.64
<b>Federal Funds used for Dietary Supplies</b>	\$ 154,861.85
<b>Unreimbursed Costs for Dietary Supplies</b>	\$ 118,370.64
<b>Federal Funds for Other Costs</b>	\$ 27,337,705.90
<b>Unreimbursed Other Costs</b>	\$ 18,659,692.55

## Appendix O. Reporting Period: September 1, 2022 – September 30, 2022

**Table 1. Reporting Period. September 1, 2022 through September 30, 2022.**

<b>Provider Type</b>	<b>Federal COVID-19 Funding</b>	<b>Provider Count</b>
<b>1915(c) Home and Community Based Services Waiver Programs - CLASS, DBMD, HCS/TxHmL only</b>	\$ 30,310,869.06	289
<b>Assisted Living Facility licensed under Chapter 247, Health and Safety Code</b>	\$ 3,192,407.60	803
<b>Ambulatory Surgical Center</b>	\$ 23,589,239.55	300
<b>Emergency Medical Services provider</b>	\$ 14,969,069.13	155
<b>End-Stage Renal Disease Facility licensed under Section 251.011, Health and Safety Code</b>	\$ 580,000.00	400
<b>Home and Community Support Services Agency (HCSSA) and Hospice</b>	\$ 9,185,996.34	1,613
<b>Hospital</b>	\$ 94,772,084.65	456
<b>Intermediate Care Facility for Individuals with an Intellectual Disability or Related Conditions (ICF/IID)</b>	\$ 3,594,500.00	643
<b>Nursing Facility</b>	\$ 5,940,792.24	944
<b>Hospital system</b>	\$ 0.00	1
<b>Health Services District created under Chapter 287, Health and Safety Code</b>	\$ 0.00	N/A
<b>Total</b>	<b>\$186,134,958.57</b>	<b>5,604</b>

**Table 2. Nursing Facilities. Reporting Period. September 1, 2022 through September 30, 2022.**

<b>Nursing Facilities</b>	<b>Federal COVID-19 Funding</b>
<b>Implementation Costs (Rate Increases)</b>	\$ 19,738,008.73
<b>Forgiven Federal COVID-19 Relief Funding</b>	\$ 8,838,826.00
<b>Federal Funds used for Staffing Costs</b>	\$ 2,971,083.24
<b>Unreimbursed Staffing Costs</b>	\$ 338,000.00
<b>Federal Funds used for Telemedicine equipment</b>	\$ 32,193,836.12
<b>Unreimbursed Telemedicine Costs</b>	\$ 41,610.00
<b>Federal Funds used for Personal Protective Equipment (PPE)</b>	\$ 243,733.05

<b>Nursing Facilities</b>	<b>Federal COVID-19 Funding</b>
<b>Unreimbursed Costs for PPE</b>	\$ 1,058,097.15
<b>Federal Funds used for Rent &amp; Utilities</b>	\$ 4,431,710.00
<b>Unreimbursed Rent &amp; Utilities</b>	\$ 8,070,974.95
<b>Federal Funds used for Dietary Supplies</b>	\$ 600,073.00
<b>Unreimbursed Costs for Dietary Supplies</b>	\$ 535,529.61
<b>Federal Funds for Other Costs</b>	\$ 5,862,311.92
<b>Unreimbursed Other Costs</b>	\$ 24,410,203.61

**Table 3. Hospitals. Reporting Period. September 1, 2022 through September 30, 2022.**

<b>Hospitals</b>	<b>Federal COVID-19 Funding</b>
<b>Forgiven Federal COVID-19 Relief Funding</b>	\$ 11,385,909.00
<b>Federal Funds used for Staffing Costs</b>	\$ 9,104,478.00
<b>Unreimbursed Staffing Costs</b>	\$ 27,034,140.04
<b>Federal Funds used for Telemedicine equipment</b>	\$ 16,628.00
<b>Unreimbursed Telemedicine Costs</b>	\$ 46,874.49
<b>Federal Funds used for Personal Protective Equipment (PPE)</b>	\$ 143,436.99
<b>Unreimbursed Costs for PPE</b>	\$ 1,444,589.90
<b>Federal Funds used for Rent &amp; Utilities</b>	\$ 98,000.00
<b>Unreimbursed Rent &amp; Utilities</b>	\$ 1,367,429.94
<b>Federal Funds used for Dietary Supplies</b>	\$ 32,004.00
<b>Unreimbursed Costs for Dietary Supplies</b>	\$ 84,958.35
<b>Federal Funds for Other Costs</b>	\$ 37,626,167.11
<b>Unreimbursed Other Costs</b>	\$ 24,283,349.34

## **Appendix P. Reporting Period: October 1, 2022 – October 31, 2022**

**Table 1. Reporting Period: October 1, 2022 through October 31, 2022.**

<b>Provider Type</b>	<b>Federal COVID-19 Funding</b>	<b>Provider Count</b>
<b>1915(c) Home and Community Based Services Waiver Programs - CLASS, DBMD, HCS/TxHmL only</b>	\$ 37,747,881.00	278
<b>Assisted Living Facility licensed under Chapter 247, Health and Safety Code</b>	\$ 598,285.88	797
<b>Ambulatory Surgical Center</b>	\$ 7,348,442.19	301
<b>Emergency Medical Services provider</b>	\$ 751,879.82	137
<b>End-Stage Renal Disease Facility licensed under Section 251.011, Health and Safety Code</b>	\$ 163,000.00	293
<b>Home and Community Support Services Agency (HCSSA) and Hospice</b>	\$ 7,744,237.07	1,583
<b>Hospital</b>	\$ 72,444,944.65	414
<b>Intermediate Care Facility for Individuals with an Intellectual Disability or Related Conditions (ICF/IID)</b>	\$ 17,116,000.00	606
<b>Nursing Facility</b>	\$ 1,218,875.64	860
<b>Hospital system</b>	\$ 0.00	1
<b>Health Services District created under Chapter 287, Health and Safety Code</b>	\$ 0.00	N/A
<b>Total</b>	<b>\$ 145,133,546.25</b>	<b>5,270</b>



**Table 2. Nursing Facilities. Reporting Period: October 1, 2022 through October 31, 2022.**

<b>Nursing Facilities</b>	<b>Federal COVID-19 Funding</b>
<b>Implementation Costs (Rate Increases)</b>	\$ 16,253,380.09
<b>Forgiven Federal COVID-19 Relief Funding</b>	\$ 12,235,115.00
<b>Federal Funds used for Staffing Costs</b>	\$ 1,694,995.29
<b>Unreimbursed Staffing Costs</b>	\$ 110,000.00
<b>Federal Funds used for Telemedicine equipment</b>	\$ 25,183,455.81
<b>Unreimbursed Telemedicine Costs</b>	\$ 17,700.00
<b>Federal Funds used for Personal Protective Equipment (PPE)</b>	\$ 160,267.58
<b>Unreimbursed Costs for PPE</b>	\$ 904,478.48
<b>Federal Funds used for Rent &amp; Utilities</b>	\$ 1,039,367.00
<b>Unreimbursed Rent &amp; Utilities</b>	\$ 6,468,152.45
<b>Federal Funds used for Dietary Supplies</b>	\$ 3,044,149.00
<b>Unreimbursed Costs for Dietary Supplies</b>	\$ 486,891.81
<b>Federal Funds for Other Costs</b>	\$ 389,241.34
<b>Unreimbursed Other Costs</b>	\$ 13,314,273.50

**Table 3. Hospitals. Reporting Period: October 1, 2022 through October 31, 2022.**

<b>Hospitals</b>	<b>Federal COVID-19 Funding</b>
<b>Forgiven Federal COVID-19 Relief Funding</b>	\$ 9,759,296.00
<b>Federal Funds used for Staffing Costs</b>	\$ 6,170,184.95
<b>Unreimbursed Staffing Costs</b>	\$ 25,330,353.11
<b>Federal Funds used for Telemedicine equipment</b>	\$ 11,000.00
<b>Unreimbursed Telemedicine Costs</b>	\$ 38,564.56
<b>Federal Funds used for Personal Protective Equipment (PPE)</b>	\$ 43,475.72
<b>Unreimbursed Costs for PPE</b>	\$ 488,152.68
<b>Federal Funds used for Rent &amp; Utilities</b>	\$ 203,500.00
<b>Unreimbursed Rent &amp; Utilities</b>	\$ 1,491,919.44
<b>Federal Funds used for Dietary Supplies</b>	\$ 31,007.00
<b>Unreimbursed Costs for Dietary Supplies</b>	\$ 99,024.83
<b>Federal Funds for Other Costs</b>	\$ 29,703,083.73
<b>Unreimbursed Other Costs</b>	\$ 10,033,376.59

## **Appendix Q. Reporting Period: November 1, 2022 – November 30, 2022**

**Table 1. Reporting Period: November 1, 2022 through November 30, 2022.**

<b>Provider Type</b>	<b>Federal COVID-19 Funding</b>	<b>Provider Count</b>
<b>1915(c) Home and Community Based Services Waiver Programs - CLASS, DBMD, HCS/TxHmL only</b>	\$ 13,741,451.46	270
<b>Assisted Living Facility licensed under Chapter 247, Health and Safety Code</b>	\$ 818,316.96	757
<b>Ambulatory Surgical Center</b>	\$ 7,290,442.19	287
<b>Emergency Medical Services provider</b>	\$ 1,123,154.82	136
<b>End-Stage Renal Disease Facility licensed under Section 251.011, Health and Safety Code</b>	\$ 9,000.00	291
<b>Home and Community Support Services Agency (HCSSA) and Hospice</b>	\$ 8,355,105.29	1,552
<b>Hospital</b>	\$ 72,771,853.65	434
<b>Intermediate Care Facility for Individuals with an Intellectual Disability or Related Conditions (ICF/IID)</b>	\$ 17,116,000.00	555
<b>Nursing Facility</b>	\$ 1,853,390.93	885
<b>Hospital system</b>	\$ 0.00	1
<b>Health Services District created under Chapter 287, Health and Safety Code</b>	\$ 0.00	N/A
<b>Total</b>	<b>\$ 123,078,715.30</b>	<b>5,168</b>

**Table 2. Nursing Facilities. Reporting Period: November 1, 2022 through November 30, 2022.**

<b>Nursing Facilities</b>	<b>Federal COVID-19 Funding</b>
<b>Implementation Costs (Rate Increases)</b>	\$ 14,618,169.55
<b>Forgiven Federal COVID-19 Relief Funding</b>	\$ 8,409,211.00
<b>Federal Funds used for Staffing Costs</b>	\$ 1,441,603.07
<b>Unreimbursed Staffing Costs</b>	\$ 332,000.00
<b>Federal Funds used for Telemedicine equipment</b>	\$ 23,822,473.41
<b>Unreimbursed Telemedicine Costs</b>	\$ 793,074.00
<b>Federal Funds used for Personal Protective Equipment (PPE)</b>	\$ 141,543.58
<b>Unreimbursed Costs for PPE</b>	\$ 786,484.96
<b>Federal Funds used for Rent &amp; Utilities</b>	\$ 665,000.00
<b>Unreimbursed Rent &amp; Utilities</b>	\$ 5,573,521.02
<b>Federal Funds used for Dietary Supplies</b>	\$ 214,002.00
<b>Unreimbursed Costs for Dietary Supplies</b>	\$ 3,197,570.94
<b>Federal Funds for Other Costs</b>	\$ 17,080.00
<b>Unreimbursed Other Costs</b>	\$ 15,876,195.35

**Table 3. Hospitals. Reporting Period: November 1, 2022 through November 30, 2022.**

<b>Hospitals</b>	<b>Federal COVID-19 Funding</b>
<b>Forgiven Federal COVID-19 Relief Funding</b>	\$ 5,186,296.00
<b>Federal Funds used for Staffing Costs</b>	\$ 11,125,037.88
<b>Unreimbursed Staffing Costs</b>	\$ 18,354,708.55
<b>Federal Funds used for Telemedicine equipment</b>	\$ 17,000.00
<b>Unreimbursed Telemedicine Costs</b>	\$ 39,940.26
<b>Federal Funds used for Personal Protective Equipment (PPE)</b>	\$ 55,176.41
<b>Unreimbursed Costs for PPE</b>	\$ 204,257.33
<b>Federal Funds used for Rent &amp; Utilities</b>	\$ 172,000.00
<b>Unreimbursed Rent &amp; Utilities</b>	\$ 1,262,968.03
<b>Federal Funds used for Dietary Supplies</b>	\$ 10,000.00
<b>Unreimbursed Costs for Dietary Supplies</b>	\$ 94,169.08
<b>Federal Funds for Other Costs</b>	\$ 10,421,383.98
<b>Unreimbursed Other Costs</b>	\$ 12,084,033.37

## **Appendix R. Reporting Period: December 1, 2022 – December 31, 2022**

**Table 1. Reporting Period: December 1, 2022 through December 31, 2022.**

<b>Provider Type</b>	<b>Federal COVID-19 Funding</b>	<b>Provider Count</b>
<b>1915(c) Home and Community Based Services Waiver Programs - CLASS, DBMD, HCS/TxHmL only</b>	\$ 13,331,756.78	253
<b>Assisted Living Facility licensed under Chapter 247, Health and Safety Code</b>	\$ 1,902,846.16	708
<b>Ambulatory Surgical Center</b>	\$ 3,522,114.00	295
<b>Emergency Medical Services provider</b>	\$ 755,879.82	128
<b>End-Stage Renal Disease Facility licensed under Section 251.011, Health and Safety Code</b>	\$ 0.00	74
<b>Home and Community Support Services Agency (HCSSA) and Hospice</b>	\$ 14,778,706.68	1,495
<b>Hospital</b>	\$ 68,615,908.65	400
<b>Intermediate Care Facility for Individuals with an Intellectual Disability or Related Conditions (ICF/IID)</b>	\$ 17,349,250.00	518
<b>Nursing Facility</b>	\$ 2,626,377.54	863
<b>Hospital system</b>	\$ 0.00	1
<b>Health Services District created under Chapter 287, Health and Safety Code</b>	\$ 0.00	N/A
<b>Total</b>	<b>\$ 122,882,839.63</b>	<b>4,735</b>

**Table 2. Nursing Facilities. Reporting Period: December 1, 2022 through December 31, 2022.**

<b>Nursing Facilities</b>	<b>Federal COVID-19 Funding</b>
<b>Implementation Costs (Rate Increases)</b>	\$ 16,640,302.58
<b>Forgiven Federal COVID-19 Relief Funding</b>	\$ 7,526,327.00
<b>Federal Funds used for Staffing Costs</b>	\$ 2,626,155.55
<b>Unreimbursed Staffing Costs</b>	\$ 2,000.00
<b>Federal Funds used for Telemedicine equipment</b>	\$ 33,652,779.01
<b>Unreimbursed Telemedicine Costs</b>	\$ 25,516.00
<b>Federal Funds used for Personal Protective Equipment (PPE)</b>	\$ 122,971.00
<b>Unreimbursed Costs for PPE</b>	\$ 1,192,554.30
<b>Federal Funds used for Rent &amp; Utilities</b>	\$ 678,095.00
<b>Unreimbursed Rent &amp; Utilities</b>	\$ 8,898,770.03
<b>Federal Funds used for Dietary Supplies</b>	\$ 91,163.00
<b>Unreimbursed Costs for Dietary Supplies</b>	\$ 1,199,588.58
<b>Federal Funds for Other Costs</b>	\$ 2,188,080.00
<b>Unreimbursed Other Costs</b>	\$ 31,008,080.03

**Table 3. Hospitals. Reporting Period: December 1, 2022 through December 31, 2022.**

<b>Hospitals</b>	<b>Federal COVID-19 Funding</b>
<b>Forgiven Federal COVID-19 Relief Funding</b>	\$ 3,952,044.00
<b>Federal Funds used for Staffing Costs</b>	\$ 5,920,912.17
<b>Unreimbursed Staffing Costs</b>	\$ 24,647,687.82
<b>Federal Funds used for Telemedicine equipment</b>	\$ 31,000.00
<b>Unreimbursed Telemedicine Costs</b>	\$ 39,418.97
<b>Federal Funds used for Personal Protective Equipment (PPE)</b>	\$ 53,673.48
<b>Unreimbursed Costs for PPE</b>	\$ 461,198.43
<b>Federal Funds used for Rent &amp; Utilities</b>	\$ 285,850.00
<b>Unreimbursed Rent &amp; Utilities</b>	\$ 1,268,598.11
<b>Federal Funds used for Dietary Supplies</b>	\$ 25,000.00
<b>Unreimbursed Costs for Dietary Supplies</b>	\$ 108,753.36
<b>Federal Funds for Other Costs</b>	\$ 13,936,475.50
<b>Unreimbursed Other Costs</b>	\$ 12,578,197.07

## Appendix S. Reporting Period: January 1, 2023 – January 31, 2023

**Table 1. Reporting Period: January 1, 2023 through January 31, 2023.**

<b>Provider Type</b>	<b>Federal COVID-19 Funding</b>	<b>Provider Count</b>
<b>1915(c) Home and Community Based Services Waiver Programs - CLASS, DBMD, HCS/TxHmL only</b>	\$ 1,196,508.08	248
<b>Assisted Living Facility licensed under Chapter 247, Health and Safety Code</b>	\$ 20,843,960.89	589
<b>Ambulatory Surgical Center</b>	\$ 3,664,647.00	294
<b>Emergency Medical Services provider</b>	\$ 1,460,204.82	129
<b>End-Stage Renal Disease Facility licensed under Section 251.011, Health and Safety Code</b>	\$ 619,000.00	71
<b>Home and Community Support Services Agency (HCSSA) and Hospice</b>	\$ 15,361,619.35	1,319
<b>Hospital</b>	\$ 8,503,900.07	315
<b>Intermediate Care Facility for Individuals with an Intellectual Disability or Related Conditions (ICF/IID)</b>	\$ 126,040.00	498
<b>Nursing Facility</b>	\$ 8,915,527.80	843
<b>Hospital system</b>	\$ 0.00	1
<b>Health Services District created under Chapter 287, Health and Safety Code</b>	\$ 0.00	N/A
<b>Total</b>	<b>\$ 60,691,408.01</b>	<b>4,307</b>

**Table 2. Nursing Facilities. Reporting Period: January 1, 2023 through January 31, 2023.**

<b>Nursing Facilities</b>	<b>Federal COVID-19 Funding</b>
<b>Implementation Costs (Rate Increases)</b>	\$ 6,609,944.20
<b>Forgiven Federal COVID-19 Relief Funding</b>	\$ 5,003,607.00
<b>Federal Funds used for Staffing Costs</b>	\$ 2,929,148.18
<b>Unreimbursed Staffing Costs</b>	\$ 750.00
<b>Federal Funds used for Telemedicine equipment</b>	\$ 20,009,709.52
<b>Unreimbursed Telemedicine Costs</b>	\$ 149,007.00
<b>Federal Funds used for Personal Protective Equipment (PPE)</b>	\$ 248,634.00
<b>Unreimbursed Costs for PPE</b>	\$ 766,846.56
<b>Federal Funds used for Rent &amp; Utilities</b>	\$ 890,074.00
<b>Unreimbursed Rent &amp; Utilities</b>	\$ 3,992,310.52
<b>Federal Funds used for Dietary Supplies</b>	\$ 126,000.00
<b>Unreimbursed Costs for Dietary Supplies</b>	\$ 3,115,737.35
<b>Federal Funds for Other Costs</b>	\$ 904,513.00
<b>Unreimbursed Other Costs</b>	\$ 4,298,998.28

**Table 3. Hospitals. Reporting Period: January 1, 2023 through January 31, 2023.**

<b>Hospitals</b>	<b>Federal COVID-19 Funding</b>
<b>Forgiven Federal COVID-19 Relief Funding</b>	\$ 8,525,044.00
<b>Federal Funds used for Staffing Costs</b>	\$ 6,446,528.00
<b>Unreimbursed Staffing Costs</b>	\$ 24,028,006.40
<b>Federal Funds used for Telemedicine equipment</b>	\$ 12,000.00
<b>Unreimbursed Telemedicine Costs</b>	\$ 38,517.09
<b>Federal Funds used for Personal Protective Equipment (PPE)</b>	\$ 23,890.00
<b>Unreimbursed Costs for PPE</b>	\$ 378,854.65
<b>Federal Funds used for Rent &amp; Utilities</b>	\$ 23,400.00
<b>Unreimbursed Rent &amp; Utilities</b>	\$ 1,140,023.79
<b>Federal Funds used for Dietary Supplies</b>	\$ 1,000.00
<b>Unreimbursed Costs for Dietary Supplies</b>	\$ 89,758.32
<b>Federal Funds for Other Costs</b>	\$ 236,002.00
<b>Unreimbursed Other Costs</b>	\$ 20,231,182.51

## **Appendix T. Reporting Period: February 1, 2023 – February 28, 2023**

**Table 1. Reporting Period: February 1, 2023 through February 28, 2023.**

<b>Provider Type</b>	<b>Federal COVID-19 Funding</b>	<b>Provider Count</b>
<b>1915(c) Home and Community Based Services Waiver Programs - CLASS, DBMD, HCS/TxHmL only</b>	\$ 9,051,790.04	193
<b>Assisted Living Facility licensed under Chapter 247, Health and Safety Code</b>	\$ 587,762.54	509
<b>Ambulatory Surgical Center</b>	\$ 2,647,697.00	262
<b>Emergency Medical Services provider</b>	\$ 1,530,879.82	113
<b>End-Stage Renal Disease Facility licensed under Section 251.011, Health and Safety Code</b>	\$ 163,000.00	64
<b>Home and Community Support Services Agency (HCSSA) and Hospice</b>	\$ 4,808,330.20	1,207
<b>Hospital</b>	\$ 3,085,528.51	319
<b>Intermediate Care Facility for Individuals with an Intellectual Disability or Related Conditions (ICF/IID)</b>	\$ 1,000.00	462
<b>Nursing Facility</b>	\$ 808,625.10	729
<b>Hospital system</b>	\$ 0.00	1
<b>Health Services District created under Chapter 287, Health and Safety Code</b>	\$ 0.00	N/A
<b>Total</b>	<b>\$ 22,684,613.21</b>	<b>3,859</b>



**Table 2. Nursing Facilities. Reporting Period: February 1, 2023 through February 28, 2023.**

<b>Nursing Facilities</b>	<b>Federal COVID-19 Funding</b>
<b>Implementation Costs (Rate Increases)</b>	\$ 5,916,498.27
<b>Forgiven Federal COVID-19 Relief Funding</b>	\$ 5,345,756.00
<b>Federal Funds used for Staffing Costs</b>	\$ 1,094,096.63
<b>Unreimbursed Staffing Costs</b>	\$ 750.00
<b>Federal Funds used for Telemedicine equipment</b>	\$ 13,133,061.77
<b>Unreimbursed Telemedicine Costs</b>	\$ 16,260.00
<b>Federal Funds used for Personal Protective Equipment (PPE)</b>	\$ 106,140.00
<b>Unreimbursed Costs for PPE</b>	\$ 658,323.07
<b>Federal Funds used for Rent &amp; Utilities</b>	\$ 0.00
<b>Unreimbursed Rent &amp; Utilities</b>	\$ 6,005,179.98
<b>Federal Funds used for Dietary Supplies</b>	\$ 2,000.00
<b>Unreimbursed Costs for Dietary Supplies</b>	\$ 615,868.00
<b>Federal Funds for Other Costs</b>	\$ 40,000.00
<b>Unreimbursed Other Costs</b>	\$ 4,120,279.00

**Table 3. Hospitals. Reporting Period: February 1, 2023 through February 28, 2023.**

<b>Hospitals</b>	<b>Federal COVID-19 Funding</b>
<b>Forgiven Federal COVID-19 Relief Funding</b>	\$ 5,259,044.00
<b>Federal Funds used for Staffing Costs</b>	\$ 4,627,205.77
<b>Unreimbursed Staffing Costs</b>	\$ 14,558,948.82
<b>Federal Funds used for Telemedicine equipment</b>	\$ 12,000.00
<b>Unreimbursed Telemedicine Costs</b>	\$ 35,000.00
<b>Federal Funds used for Personal Protective Equipment (PPE)</b>	\$ 20,549.00
<b>Unreimbursed Costs for PPE</b>	\$ 259,602.00
<b>Federal Funds used for Rent &amp; Utilities</b>	\$ 9,500.00
<b>Unreimbursed Rent &amp; Utilities</b>	\$ 1,330,451.89
<b>Federal Funds used for Dietary Supplies</b>	\$ 0.00
<b>Unreimbursed Costs for Dietary Supplies</b>	\$ 69,784.01
<b>Federal Funds for Other Costs</b>	\$ 226,376.00
<b>Unreimbursed Other Costs</b>	\$ 9,122,593.86

## Appendix U. Failure to Report (Any Period)\*

Table 1. Failure to Report (Any Period).

ID	Provider Type	ID Type	Provider Name	Physical Zip Code	Initial	Sept 2021	Oct 2021	Nov 2021	Dec 2021	Jan 2022	Feb 2022	Mar 2022	Apr 2022	May 2022	Jun 2022	Jul 2022	Aug 2022	Sept 2022	Oct 2022	Nov 2022	Dec 2022	Jan 2023	Feb 2023
000104	NF	FACILITY ID	THE MISSION AT BLUE SKIES OF TEXAS EAST	78227	S	S	S	S	S	S	S	S	S	S	S	NS	S	S	S	S	S	S	NS
000107	NF	FACILITY ID	THE HEALTHCARE CENTER AT PATRIOT HEIGHTS	78240	S	S	S	S	S	S	S	S	S	S	S	S	S	S	S	S	S	S	NS
000108	NF	FACILITY ID	AUTUMN LEAVES	75218	S	S	S	S	S	S	S	S	S	S	S	S	NS	NS	NS	NS	NS	NS	NS
000114	NF	FACILITY ID	TREEMONT HEALTHCARE AND REHABILITATION CENTER	75230	S	S	S	S	S	S	S	S	S	S	S	NS	S	S	S	S	S	S	S
000115	NF	FACILITY ID	WALNUT PLACE	75231	S	S	S	S	S	S	S	S	S	S	S	S	NS	NS	NS	NS	NS	NS	NS
000122	NF	FACILITY ID	THE HALLMARK	77056	S	NS	NS	NS	NS	NS	NS	NS	NS	NS	NS	NS	NS	NS	NS	NS	NS	NS	NS
000124	NF	FACILITY ID	BAYOU MANOR	77025	S	NS	NS	NS	NS	NS	NS	NS	NS	NS	NS	NS	NS	NS	NS	NS	NS	NS	NS
000127	NF	FACILITY ID	ALPINE TERRACE	78028	S	S	S	S	S	S	S	S	S	S	S	S	S	NS	S	S	S	S	S
000141	NF	FACILITY ID	TRINITY TERRACE	76102	S	NS	NS	NS	NS	NS	NS	NS	NS	NS	NS	NS	NS	NS	NS	NS	NS	NS	NS
000144	NF	FACILITY ID	ROLLING MEADOWS	76309	S	S	S	S	S	S	S	S	S	S	S	S	S	S	S	S	S	S	NS
000149	NF	FACILITY ID	JOHN KNOX VILLAGE MEDICAL CENTER	78596	NS	NS	NS	NS	NS	NS	NS	NS	NS	NS	NS	NS	NS	NS	NS	NS	NS	NS	NS
000154	NF	FACILITY ID	GOLDEN PALMS REHABILITATION AND RETIREMENT	78550	S	S	S	S	S	S	S	S	S	S	S	S	S	S	S	S	S	S	NS
000163	NF	FACILITY ID	ARMY RESIDENCE COMMUNITY	78239	NS	NS	NS	NS	NS	NS	NS	NS	NS	NS	NS	NS	NS	NS	NS	NS	NS	NS	NS
000169	NF	FACILITY ID	SHARPVUE RESIDENCE AND REHABILITATION CENTER	77036	S	NS	NS	NS	NS	NS	S	NS	NS	NS	NS	NS	NS	NS	NS	NS	NS	NS	NS
000182	NF	FACILITY ID	THE VISTA AT BLUE SKIES OF TEXAS WEST		S	S	S	S	S	S	S	S	S	S	S	NS	S	NR	NR	NR	NR	NR	NR
000184	NF	FACILITY ID	THE VOSSWOOD NURSING CENTER	77057	S	S	S	S	S	S	S	S	S	S	S	S	S	S	S	S	S	NS	S
000186	NF	FACILITY ID	COTTONWOOD CREEK HEALTHCARE COMMUNITY	75080	S	S	S	S	NS	NS	NS	NS	NS	NS	NS	NS	NS	NS	NS	NS	NS	NS	NS
000195	NF	FACILITY ID	PARKLANE WEST HEALTHCARE CENTER	78209	S	S	S	S	S	S	S	S	S	S	S	S	S	S	S	S	S	S	NS
000203	NF	FACILITY ID	FOCUSED CARE AT BRENHAM	77833	S	S	S	S	S	S	S	S	S	S	S	NS	NS	NS	NS	NS	NS	NS	NS
000230	NF	FACILITY ID	BUCKNER VILLA SIESTA HOME	78753	S	S	S	S	S	S	S	S	NS	NS	NS	S	S	S	S	S	S	NS	S
000232	NF	FACILITY ID	INDIAN OAKS LIVING CENTER	76548	S	S	S	S	S	S	S	S	S	S	S	S	S	S	NS	S	S	S	NS
000235	NF	FACILITY ID	PINECREST RETIREMENT COMMUNITY	75904	S	S	S	S	S	S	NS	S	S	S	S	S	S	S	S	NS	NS	NS	NS
000236	NF	FACILITY ID	THE WATERMARK AT BROADWAY CITYVIEW	76132	NS	NS	NS	NS	NS	NS	NS	NS	NS	NS	NS	NS	NS	NS	NS	NS	NS	NS	NS
000237	NF	FACILITY ID	HOME FOR AGED MASONS CLINIC NURSING CENTER	76012	S	S	S	S	S	S	S	S	S	S	S	S	NS	NS	NS	NS	NS	NS	NS
000257	NF	FACILITY ID	REUNION PLAZA HEALTHCARE & REHABILITATION	75024	S	S	S	NS	S	S	S	S	S	S	S	NS	NS	S	S	S	S	S	NS
000260	NF	FACILITY ID	JUNIPER VILLAGE AT LINCOLN HEIGHTS	78209	S	S	S	S	S	S	S	S	S	S	S	S	NS	NS	NS	NS	NS	NS	NS

ID	Provider Type	ID Type	Provider Name	Physical Zip Code	Initial	Sept 2021	Oct 2021	Nov 2021	Dec 2021	Jan 2022	Feb 2022	Mar 2022	Apr 2022	May 2022	Jun 2022	Jul 2022	Aug 2022	Sept 2022	Oct 2022	Nov 2022	Dec 2022	Jan 2023	Feb 2023
000262	NF	FACILITY ID	JUNIPER VILLAGE AT SPICEWOOD SUMMIT	78759	S	S	S	S	S	S	S	S	S	S	S	S	NS	NS	NS	NS	NS	NS	NS
000268	NF	FACILITY ID	PARKWOOD HEALTHCARE COMMUNITY	76022	S	S	S	S	S	S	S	S	S	S	S	S	NS	NS	NS	NS	NS	NS	NS
000272	NF	FACILITY ID	UNIVERSITY PLACE NURSING CENTER	77074	NR	NR	NR	NR	NR	NR	NR	NR	NR	NR	NR	NR	NS	NS	NS	NS	NS	NS	NS
000277	NF	FACILITY ID	GARDEN TERRACE ALZHEIMERS CENTER OF EXCELLENCE	76132	S	S	S	S	S	S	S	S	S	S	S	S	S	S	S	S	S	NS	S
000283	NF	FACILITY ID	CORNERSTONE RETIREMENT COMMUNITY	75503	S	S	S	S	S	S	NS	S	S	S	S	S	S	S	S	NS	NS	NS	NS
000284	NF	FACILITY ID	GARDEN TERRACE ALZHEIMERS CENTER OF EXCELLENCE	77054	S	S	S	S	S	S	S	S	S	S	S	S	S	S	S	S	S	NS	S
000293	NF	FACILITY ID	SIGNATURE POINTE	75254	S	S	S	S	S	S	S	S	S	S	S	S	NS	NS	NS	NS	NS	NS	NS
004000	NF	FACILITY ID	SEVEN ACRES JEWISH SENIOR CARE SERVICES INC	77074	S	S	S	S	S	S	S	S	S	S	S	S	S	S	S	S	S	S	NS
004013	NF	FACILITY ID	FOCUSED CARE AT HAMILTON	76531	S	S	S	S	S	S	S	S	S	S	S	NS	NS	NS	NS	NS	NS	NS	NS
004020	NF	FACILITY ID	MERIDIAN CARE OF ALICE	78332-4841	S	S	S	S	S	S	NS	S	S	S	S	S	S	NS	NS	NS	NS	NS	NS
004025	NF	FACILITY ID	CRESTVIEW HEALTHCARE RESIDENCE	76708	S	S	S	S	S	S	S	S	S	S	S	S	NS	S	NS	S	S	S	S
004037	NF	FACILITY ID	HILL COUNTRY REHAB AND NURSING CENTER	76522	S	S	S	S	S	S	S	S	S	S	S	S	S	S	NS	S	S	S	NS
004048	NF	FACILITY ID	EDEN HOME	78130	NS	NS	NS	NS	NS	NS	NS	NS	NS	NS	NS	NS	NS	NS	NS	NS	NS	NS	NS
004061	NF	FACILITY ID	ALTAMONTE CARE OF BEAUMONT LLC	77707	S	S	S	S	NS	NS	S	S	S	S	S	S	S	S	S	S	S	S	S
004072	NF	FACILITY ID	BENDER TERRACE OF LUBBOCK	79410	S	S	S	S	S	S	S	S	S	S	S	S	S	S	NS	S	S	S	S
004073	NF	FACILITY ID	RETAMA MANOR NURSING CENTERSAN ANTONIO NORTH	78212	S	S	S	S	S	S	S	S	S	S	S	S	S	S	NS	S	NS	S	S
004074	NF	FACILITY ID	DENISON NURSING AND REHAB	75021	S	NS	NS	NS	NS	NS	NS	NS	NS	NS	NS	NS	NS	NS	NS	NS	NS	NS	NS
004075	NF	FACILITY ID	MENARD MANOR	76859	S	S	S	S	S	S	S	S	S	S	S	S	S	S	NS	NS	NS	NS	NS
004077	NF	FACILITY ID	PARKWAY PLACE	77077	S	S	S	S	S	S	S	S	S	S	S	S	S	S	S	S	S	NS	S
004079	NF	FACILITY ID	COON MEMORIAL HOME	79022	S	S	S	S	NS	S	S	S	S	NS	S	S	S	S	S	NS	NS	NS	NS
004084	NF	FACILITY ID	JOHN PAUL II NURSING HOME	78119	S	S	S	NS	NS	NS	NS	NS	NS	NS	NS	NS	NS	NS	NS	NS	NS	NS	NS
004090	NF	FACILITY ID	SAINT FRANCIS NURSING HOME	78212	S	S	S	NS	NS	NS	NS	NS	NS	NS	NS	NS	NS	NS	NS	NS	NS	NS	NS
004094	NF	FACILITY ID	GOLDEN YEARS NURSING AND REHABILITATION CENTER	76661	S	S	S	S	S	S	S	S	S	S	S	S	S	NS	NS	NS	S	NS	S
004102	NF	FACILITY ID	SUNFLOWER PARK HEALTH CARE	75142	S	S	S	S	S	S	S	S	S	S	NS	NS	NS	NS	NS	NS	NS	NS	NS
004107	NF	FACILITY ID	NORMANDY TERRACE NURSING & REHABILITATION CENTER	78220	S	S	S	S	S	S	S	S	S	S	S	NS	S	S	S	S	S	S	S
004108	NF	FACILITY ID	CARADAY OF QUITMAN	75783	NS	S	S	S	S	S	S	S	S	S	S	S	S	S	S	S	S	S	S
004114	NF	FACILITY ID	FOCUSED CARE OF WAXAHACHIE	75165	S	S	S	S	S	S	S	S	S	S	S	NS	NS	NS	NS	NS	NS	NS	NS
004117	NF	FACILITY ID	GOLDEN ACRES LIVING AND REHABILITATION CENTER	75228	S	S	S	S	S	S	S	S	S	S	S	S	S	S	S	S	S	S	NS
004118	NF	FACILITY ID	RETIREMENT AND NURSING CENTER AUSTIN	78757	S	S	S	S	S	S	S	S	S	S	S	S	NS	S	NS	S	S	S	S

ID	Provider Type	ID Type	Provider Name	Physical Zip Code	Initial	Sept 2021	Oct 2021	Nov 2021	Dec 2021	Jan 2022	Feb 2022	Mar 2022	Apr 2022	May 2022	Jun 2022	Jul 2022	Aug 2022	Sept 2022	Oct 2022	Nov 2022	Dec 2022	Jan 2023	Feb 2023
004121	NF	FACILITY ID	PARKVIEW NURSING AND REHABILITATION CENTER	78644	S	S	NS	S	NS	NS	S	S	S	S	S	NS	NS	NS	S	NS	S	S	S
004122	NF	FACILITY ID	MERKEL NURSING CENTER	79536	S	S	S	S	S	NS	NS	NS	NS	NS	NS	NS	NS	NS	NS	NS	NS	NS	NS
004124	NF	FACILITY ID	CARE NURSING & REHABILITATION	76802	S	S	S	S	S	S	S	S	S	S	NS	NS	NS	NS	NS	NS	NS	NS	NS
004140	NF	FACILITY ID	LEGACY NURSING AND REHABILITATION	76520	S	S	S	S	S	NS	NS	NS	NS	NS	NS	NS	NS	NS	NS	NS	NS	NS	NS
004149	NF	FACILITY ID	LYTLE NURSING HOME	78052	NS	NS	NS	NS	NS	NS	NS	NS	NS	NS	NS	NS	NS	NS	NS	NS	NS	NS	NS
004155	NF	FACILITY ID	MEMORIAL MEDICAL NURSING CENTER	78212	S	S	S	S	S	S	S	S	S	S	S	S	NS	S	NS	NS	S	NS	NS
004160	NF	FACILITY ID	HIGHLAND PINES NURSING HOME	75601	S	S	S	S	S	S	S	S	S	S	S	S	S	S	NS	NS	NS	NS	NS
004161	NF	FACILITY ID	HOLIDAY HILL INC	76834	NS	NS	S	S	S	S	NS	S	S	S	S	S	S	S	S	S	S	NS	S
004164	NF	FACILITY ID	DEERINGS NURSING AND REHABILITATION	79763	S	S	S	S	S	S	S	S	S	S	S	NS	NS	NS	NS	NS	NS	NS	NS
004176	NF	FACILITY ID	TOWN HALL ESTATES HILLSBORO INC	76645	S	S	S	NS	S	NS	S	NS	S	S	S	S	NS	S	S	NS	NS	NS	NS
004183	NF	FACILITY ID	WINDSOR REHABILITATION AND HEALTHCARE	75160	S	S	S	S	S	S	S	S	S	S	S	S	S	S	S	S	S	S	NS
004200	NF	FACILITY ID	COURTYARD GARDENS	76301	NS	NS	NS	NS	NS	NS	NS	NS	NS	NS	NS	NS	NS	NS	NS	NS	NS	NS	NS
004202	NF	FACILITY ID	KENT COUNTY NURSING HOME	79528	NS	NS	NS	NS	NS	NS	NS	NS	NS	NS	NS	NS	NS	NS	NS	NS	NS	NS	NS
004216	NF	FACILITY ID	AMISTAD NURSING AND REHABILITATION CENTER	78801	S	S	S	S	S	S	S	S	S	S	S	S	NS	NS	NS	NS	NS	NS	NS
004221	NF	FACILITY ID	MITCHELL COUNTY NURSING AND REHABILITATION CENTER	79512	S	S	S	S	S	S	S	S	S	S	S	S	S	S	S	S	S	S	NS
004222	NF	FACILITY ID	LAMPASAS NURSING AND REHABILITATION CENTER	76550	S	S	S	S	S	S	S	S	S	S	S	S	NS	S	S	S	S	S	S
004227	NF	FACILITY ID	HOUSTON COUNTY NURSING HOME	75835	S	S	S	S	NS	NS	NS	NS	NS	NS	NS	NS	NS	NS	NS	NS	NS	NS	NS
004235	NF	FACILITY ID	SOUTHERN SPECIALTY REHAB & NURSING	79407	S	S	S	S	S	S	S	S	S	S	S	NS	NS	NS	NS	NS	NS	NS	NS
004239	NF	FACILITY ID	ARLINGTON VILLAS REHABILITATION AND HEALTHCARE CENTER	76012	S	S	S	S	S	S	S	S	S	S	S	S	NS	NS	NS	NS	NS	NS	NS
004240	NF	FACILITY ID	NORTH POINTE NURSING & REHABILITATION	76148	S	S	S	S	S	S	S	S	S	S	S	NS	NS	NS	NS	NS	NS	NS	NS
004253	NF	FACILITY ID	RANGER CARE CENTER	76470	S	S	S	S	S	NS	NS	NS	NS	NS	NS	NS	NS	NS	NS	NS	NS	NS	NS
004254	NF	FACILITY ID	MABANK NURSING CENTER		S	S	S	S	S	S	S	S	S	S	S	S	S	NS	NR	NR	NR	NR	NR
004258	NF	FACILITY ID	SHINER NURSING AND REHABILITATION CENTER INC	77984	S	S	S	S	S	S	S	S	S	S	S	S	NS	NS	NS	NS	NS	NS	NS
004260	NF	FACILITY ID	WELLINGTON REHABILITATION AND HEALTHCARE	76504	S	S	S	S	S	S	S	S	S	S	S	S	S	S	S	S	S	S	NS
004267	NF	FACILITY ID	FOCUSED CARE AT CLARKSVILLE	75426	S	S	S	S	S	S	S	S	S	S	S	S	NS	NS	NS	NS	NS	NS	NS
004271	NF	FACILITY ID	HOMESTEAD NURSING AND REHABILITATION OF COLLINSVILLE	76233	S	S	S	S	NS	S	S	S	S	S	S	S	S	S	S	NR	NR	NR	NR

ID	Provider Type	ID Type	Provider Name	Physical Zip Code	Initial	Sept 2021	Oct 2021	Nov 2021	Dec 2021	Jan 2022	Feb 2022	Mar 2022	Apr 2022	May 2022	Jun 2022	Jul 2022	Aug 2022	Sept 2022	Oct 2022	Nov 2022	Dec 2022	Jan 2023	Feb 2023
004272	NF	FACILITY ID	FOCUSED CARE AT CRANE	79731	S	S	S	S	S	S	S	S	S	S	S	NS	NS	NS	NS	NS	NS	NS	NS
004273	NF	FACILITY ID	WILLOBELL	76511	S	S	S	S	S	S	S	S	S	S	S	NS	NS	NS	NS	NS	NS	NS	NS
004276	NF	FACILITY ID	GREENBRIER HEALTH CARE CENTER	76011	S	S	S	S	S	S	S	S	S	S	S	NS	NS	S	S	S	S	S	S
004280	NF	FACILITY ID	FOCUSED CARE AT HOGAN PARK	79705	S	S	S	S	S	S	S	S	S	S	S	S	NS	NS	NS	NS	NS	NS	NS
004284	NF	FACILITY ID	THE VILLAGES OF DALLAS	75216	S	S	S	S	S	S	S	S	S	S	S	S	S	S	S	S	S	S	NS
004286	NF	FACILITY ID	FRIENDSHIP HAVEN HEALTHCARE AND REHABILITATION CENTER	77546	S	S	S	S	S	S	S	S	S	S	S	NS	S	S	S	S	S	S	S
004288	NF	FACILITY ID	THE ROSEWOOD RETIREMENT COMMUNITY	76543	S	S	S	S	S	S	S	S	S	S	S	S	S	S	NS	S	S	S	NS
004296	NF	FACILITY ID	COTTONWOOD NURSING & REHABILITATION	76201	S	S	S	S	S	S	S	S	S	S	NS	NS	NS	NS	NS	NS	NS	NS	NS
004301	NF	FACILITY ID	THE OASIS AT GOLFCREST	77087	S	S	S	NS	NS	NS	NS	NS	NS	NS	NS	NS	NS	NS	NS	NS	NS	NS	NS
004303	NF	FACILITY ID	SKILLED CARE OF MEXIA	76667	S	S	S	S	S	S	S	S	S	S	NS	NS	NS	NS	NS	NS	NS	NS	NS
004306	NF	FACILITY ID	BEAUMONT HEALTH CARE CENTER	77707	S	S	S	S	S	S	S	S	S	S	S	S	S	S	S	S	NS	NS	NS
004308	NF	FACILITY ID	STILLHOUSE REHABILITATION AND HEALTHCARE CENTER	75462	S	S	S	S	S	S	S	S	S	S	S	S	S	S	S	S	S	S	NS
004314	NF	FACILITY ID	MADISONVILLE CARE CENTER	77864	S	S	S	S	S	S	S	S	S	S	NS	NS	NS	NS	NS	NS	NS	NS	NS
004321	NF	FACILITY ID	SLATON CARE CENTER	79364	S	S	S	S	S	S	S	S	S	S	NS	NS	NS	NS	NS	NS	NS	NS	NS
004327	NF	FACILITY ID	RISING STAR NURSING CENTER	76471	S	S	S	S	S	S	S	S	S	S	S	S	S	S	NS	NS	NS	NS	NS
004340	NF	FACILITY ID	CLUTE LTC PARTNERS INC	77531	S	S	S	S	S	S	S	S	S	S	S	S	S	S	NS	NS	NS	NS	NS
004345	NF	FACILITY ID	ADVANCED REHABILITATION AND HEALTHCARE OF VERNON	76384	S	S	S	S	S	S	S	S	S	S	S	S	NS	S	S	S	S	S	S
004346	NF	FACILITY ID	TEXOMA HEALTHCARE CENTER	75090	S	S	S	S	S	S	S	S	S	S	S	S	S	S	S	NS	NS	NS	NS
004348	NF	FACILITY ID	LEGACY REHABILITATION AND LIVING	79109	S	S	S	S	S	S	S	S	S	S	S	S	S	S	S	S	S	S	NS
004350	NF	FACILITY ID	CRESTVIEW RETIREMENT COMMUNITY	77802	S	S	S	S	S	S	NS	S	S	S	S	S	S	S	S	NS	NS	NS	NS
004351	NF	FACILITY ID	BUENA VIDA NURSING & REHAB ODESSA	79762	S	S	S	S	S	S	S	S	S	S	NS	NS	NS	NS	NS	NS	NS	NS	NS
004354	NF	FACILITY ID	ADVANCED REHABILITATION & HEALTHCARE OF LIVE OAK	78233	S	S	S	S	S	S	S	S	S	S	S	S	NS	S	S	S	S	S	S
004355	NF	FACILITY ID	WEST JANISCH HEALTH CARE CENTER	77018	S	S	S	S	S	S	S	S	S	S	S	S	S	S	S	S	NS	NS	NS
004358	NF	FACILITY ID	WINTERS HEALTHCARE AND REHABILITATION CENTER	79567	S	S	S	S	NS	NS	NS	NS	NS	NS	NS	NS	NS	NS	NS	NS	NS	NS	NS
004361	NF	FACILITY ID	PAMPA NURSING CENTER	79065	S	S	S	S	S	S	S	S	S	S	S	S	S	S	S	S	NS	NS	S
004370	NF	FACILITY ID	CROSBYTON NURSING AND REHABILITATION CENTER	79322	S	S	S	S	S	S	S	S	S	S	S	S	S	S	S	NS	S	S	S
004371	NF	FACILITY ID	ARDEN WOOD	77055	S	S	S	S	NS	S	S	S	S	S	S	S	S	S	S	S	S	S	S
004373	NF	FACILITY ID	THE SARAH ROBERTS FRENCH HOME	78201	S	S	S	S	S	S	S	S	S	S	S	S	S	S	S	S	S	NS	NS
004379	NF	FACILITY ID	CLEVELAND HEALTH CARE CENTER	77327	S	S	S	S	S	S	S	S	S	S	S	S	S	S	S	S	NS	NS	NS
004395	NF	FACILITY ID	CLYDE NURSING CENTER	79510	S	S	S	S	S	S	S	S	S	S	S	S	NS	S	S	S	S	S	S
004402	NF	FACILITY ID	TOWN HALL ESTATES KEENE INC	76059	S	S	S	S	S	NS	S	S	NS	S	NS	NS	S	S	S	S	S	S	S

ID	Provider Type	ID Type	Provider Name	Physical Zip Code	Initial	Sept 2021	Oct 2021	Nov 2021	Dec 2021	Jan 2022	Feb 2022	Mar 2022	Apr 2022	May 2022	Jun 2022	Jul 2022	Aug 2022	Sept 2022	Oct 2022	Nov 2022	Dec 2022	Jan 2023	Feb 2023
004411	NF	FACILITY ID	GOLDTHWAITE HEALTH & REHAB CENTER	76844	S	S	S	S	S	S	S	S	S	S	S	S	S	S	S	S	NS	NS	NS
004412	NF	FACILITY ID	PALO DURO NURSING HOME	79019	S	S	S	S	S	S	S	S	NS	S	S	S	S	S	S	S	S	S	S
004414	NF	FACILITY ID	GREAT PLAINS NURSING AND REHABILITATION	79029	S	S	S	S	S	S	S	S	S	S	NS	NS	NS	NS	NS	NS	NS	NS	NS
004416	NF	FACILITY ID	PINEHURST NURSING AND REHABILITATION		S	S	S	S	S	S	NS	NR	NR	NR	NR	NR	NR	NR	NR	NR	NR	NR	NR
004417	NF	FACILITY ID	RIVER CITY CARE CENTER	78202	S	S	S	S	S	S	S	S	S	S	NS	NS	NS	NS	NS	NS	NS	NS	NS
004420	NF	FACILITY ID	ENNIS CARE CENTER	75119	S	S	S	S	S	S	NS	S	S	S	S	S	S	NS	NS	NS	S	S	S
004421	NF	FACILITY ID	SEYMOUR REHABILITATION AND HEALTHCARE	76380	S	S	S	S	S	S	S	S	S	S	S	S	NS	S	S	S	S	S	S
004426	NF	FACILITY ID	ASHFORD HALL	75061	S	S	S	S	S	S	S	S	S	S	S	S	S	NS	NS	NS	NS	NS	NS
004428	NF	FACILITY ID	WHITEHALL REHAB & NURSING	75835	S	S	S	S	S	S	S	S	S	S	S	S	NS	S	NS	S	S	S	S
004429	NF	FACILITY ID	DIVERSICARE OF LAKE HIGHLANDS	75238	S	S	S	S	S	S	S	S	S	S	S	S	NS	S	S	S	S	S	S
004430	NF	FACILITY ID	COLUMBUS OAKS HEALTHCARE COMMUNITY	78934	S	S	S	S	NS	NS	NS	NS	NS	NS	NS	NS	NS	NS	NS	NS	NS	NS	NS
004431	NF	FACILITY ID	LEGACY NURSING AND REHABILITATION	77802	S	S	S	S	S	NS	NS	NS	NS	NS	NS	NS	NS	NS	NS	NS	NS	NS	NS
004432	NF	FACILITY ID	THE LENNWOOD NURSING AND REHABILITATION	75237	S	S	S	S	S	S	S	S	S	S	S	S	S	S	S	S	S	S	NS
004434	NF	FACILITY ID	THE HILLTOP ON MAIN	76665	NS	NS	NS	NS	NS	NS	NS	NS	NS	NS	NS	NS	NS	NS	NS	NS	NS	NS	NS
004439	NF	FACILITY ID	HUNTSVILLE HEALTHCARE CENTER	77340	S	S	S	S	S	S	S	S	S	S	S	S	S	S	S	S	NS	NS	NS
004445	NF	FACILITY ID	BALLINGER HEALTHCARE AND REHABILITATION CENTER	76821	S	S	S	S	S	S	S	S	S	S	S	S	NS	S	S	S	S	S	S
004446	NF	FACILITY ID	GALLERIA RESIDENCE AND REHABILITATION CENTER	77063	S	S	S	S	NS	NS	NS	NS	NS	NS	NS	NS	NS	NS	NS	NS	NS	NS	NS
004449	NF	FACILITY ID	KENEDY HEALTH & REHABILITATION	78119	S	S	S	S	S	S	S	S	S	S	S	NS	NS	NS	NS	NS	NS	NS	NS
004456	NF	FACILITY ID	PARK MANOR OF CYFAIR	77064	S	S	S	S	S	S	S	S	S	S	S	S	NS	S	S	S	S	S	S
004461	NF	FACILITY ID	FOCUSED CARE AT STONEBRIAR	78704	S	S	S	S	S	S	S	S	S	S	S	S	NS	NS	NS	NS	NS	NS	NS
004463	NF	FACILITY ID	SENIOR VILLAGE NURSING HOME	79070	S	NS	NS	NS	NS	NS	NS	NS	NS	NS	NS	NS	NS	NS	NS	NS	NS	NS	NS
004470	NF	FACILITY ID	GILMER NURSING & REHABILITATION	75644	S	S	S	S	S	S	S	S	S	S	S	NS	NS	NS	NS	NS	NS	NS	NS
004472	NF	FACILITY ID	THE OASIS AT BEAUMONT	77703	S	NS	NS	NS	NS	NS	NS	NS	NS	NS	NS	NS	NS	NS	NS	NS	NS	NS	NS
004473	NF	FACILITY ID	MERIDIAN CARE MONTE VISTA	78212	S	S	S	S	S	S	NS	S	S	S	S	S	S	NS	NS	NS	NS	NS	NS
004483	NF	FACILITY ID	HERITAGE PLACE OF DECATUR	76234	S	S	S	S	S	S	S	S	S	S	NS	NS	NS	NS	NS	NS	NS	NS	NS
004491	NF	FACILITY ID	MI CASITA NURSING AND REHABILITATION	79410	S	S	S	S	S	S	S	S	S	S	S	S	S	S	NS	NS	NS	NS	NS
004493	NF	FACILITY ID	HILLTOP VILLAGE NURSING AND REHABILITATION CENTER	78028	S	S	S	S	S	S	S	S	S	S	S	S	S	S	S	NS	S	S	S
004495	NF	FACILITY ID	CLARKSVILLE NURSING CENTER	75426	S	S	S	S	S	S	S	S	S	S	S	S	S	NS	S	S	S	S	S
004498	NF	FACILITY ID	BANGS NURSING AND REHABILITATION CENTER	76823	S	S	S	S	S	S	S	S	S	S	S	S	S	NS	NS	NS	NS	S	S



ID	Provider Type	ID Type	Provider Name	Physical Zip Code	Initial	Sept 2021	Oct 2021	Nov 2021	Dec 2021	Jan 2022	Feb 2022	Mar 2022	Apr 2022	May 2022	Jun 2022	Jul 2022	Aug 2022	Sept 2022	Oct 2022	Nov 2022	Dec 2022	Jan 2023	Feb 2023
004499	NF	FACILITY ID	AUTUMN LEAVES NURSING AND REHAB INC	75652	S	S	S	S	S	S	S	S	S	S	S	S	S	S	S	S	S	NS	NS
004500	NF	FACILITY ID	CONROE HEALTH CARE CENTER	77301	S	S	S	S	S	S	S	S	S	S	S	S	S	S	S	S	NS	NS	NS
004501	NF	FACILITY ID	BROOKSHIRE RESIDENCE AND REHABILITATION CENTER	77423	S	S	S	S	S	S	S	S	S	S	S	S	S	S	S	S	S	S	NS
004509	NF	FACILITY ID	ARBOR GRACE WELLNESS CENTER	79339	S	S	S	S	S	S	S	S	S	S	S	S	S	S	NS	S	S	S	S
004511	NF	FACILITY ID	RICHMOND HEALTH CARE CENTER	77469	S	S	S	S	S	S	S	S	S	S	S	S	S	S	S	S	NS	NS	NS
004512	NF	FACILITY ID	THE LAURENWOOD NURSING AND REHABILITATION	75116	S	S	S	S	S	S	S	S	S	S	S	S	S	S	S	S	S	S	NS
004518	NF	FACILITY ID	KNOPP HEALTHCARE AND REHAB CENTER INC	78624	S	S	S	S	S	S	S	S	S	S	S	S	S	S	S	S	S	S	NS
004522	NF	FACILITY ID	BERTRAM NURSING & REHABILITATION	78605	S	S	S	S	S	S	S	S	S	S	NS	NS	NS	NS	NS	NS	NS	NS	NS
004525	NF	FACILITY ID	COLONIAL MANOR NURSING CENTER	76031	S	S	S	S	S	S	S	S	S	S	S	S	NS	S	NS	S	S	S	S
004529	NF	FACILITY ID	IMMANUELS HEALTHCARE	76119	S	S	S	S	S	S	S	S	S	S	S	S	S	S	S	S	NS	NS	NS
004530	NF	FACILITY ID	RICHLAND HILLS REHABILITATION AND HEALTHCARE CENTER	76118	S	S	S	S	S	S	S	S	S	S	S	S	S	S	S	S	S	S	NS
004532	NF	FACILITY ID	WILLOWBEND NURSING AND REHABILITATION CENTER	75150	S	S	S	S	S	S	S	S	S	S	S	S	S	S	S	S	S	S	NS
004537	NF	FACILITY ID	CEDAR CREEK NURSING AND REHABILITATION CENTER	78003	S	S	S	S	S	S	S	S	S	S	NS	NS	NS	NS	NS	NS	NS	NS	NS
004538	NF	FACILITY ID	OAKS NURSING CENTER	78611	S	S	S	S	S	S	S	S	S	S	S	S	S	S	S	S	NS	NS	NS
004541	NF	FACILITY ID	CARTHAGE LTC PARTNERS INC	75633	S	S	S	S	S	S	S	S	S	S	S	S	S	S	NS	NS	NS	NS	NS
004547	NF	FACILITY ID	COLONIAL MANOR ADVANCED REHAB & HEALTHCARE	78577	S	S	S	S	S	S	S	S	S	S	S	S	NS	S	S	S	S	S	S
004549	NF	FACILITY ID	THE LAKES AT TEXAS CITY	77591	S	S	S	S	S	S	S	S	S	S	S	S	NS	S	S	S	S	S	S
004550	NF	FACILITY ID	VALLEY VIEW CARE CENTER	79501	S	NS	NS	NS	NS	NS	NS	NS	NS	NS	NS	NS	NS	NS	NS	NS	NS	NS	NS
004552	NF	FACILITY ID	FLORESVILLE RESIDENCE AND REHABILITATION CENTER	78114	S	S	S	S	S	S	S	S	S	S	S	S	S	S	S	S	S	S	NS
004553	NF	FACILITY ID	PONDEROSA NURSING AND REHABILITATION CENTER	75559	S	S	S	S	NS	NS	NS	NS	NS	NS	NS	NS	NS	NS	NS	NS	NS	NS	NS
004555	NF	FACILITY ID	HENDERSON HEALTH & REHABILITATION CENTER	75652	S	S	S	S	S	S	S	S	S	S	S	S	NS	S	S	S	S	S	S
004559	NF	FACILITY ID	TULIA HEALTH AND REHABILITATION CENTER	79088	S	S	S	S	S	S	S	S	S	S	S	S	S	S	NS	NR	NR	NR	NR
004561	NF	FACILITY ID	PARK PLAZA LTC PARTNERS INC	76901	S	S	S	S	S	S	S	S	S	S	S	S	S	S	NS	NS	NS	NS	NS
004567	NF	FACILITY ID	RETAMA MANOR NURSING CENTER	78405	S	S	S	S	S	S	S	S	S	S	S	S	S	S	S	S	NS	NS	NS
004570	NF	FACILITY ID	AUSTIN HEALTHCARE AND REHABILITATION CENTER	78723	S	S	S	S	S	S	S	S	S	S	S	S	NS	S	NS	S	S	S	S
004574	NF	FACILITY ID	WESTVIEW MANOR AND REHABILITATION CENTER	76657	S	S	S	S	S	S	S	S	S	S	S	S	NS	S	NS	S	S	S	S
004588	NF	FACILITY ID	HURST PLAZA NURSING AND REHAB	76053	S	S	S	S	S	S	S	S	S	S	S	NS	S	S	NS	NS	S	S	S

ID	Provider Type	ID Type	Provider Name	Physical Zip Code	Initial	Sept 2021	Oct 2021	Nov 2021	Dec 2021	Jan 2022	Feb 2022	Mar 2022	Apr 2022	May 2022	Jun 2022	Jul 2022	Aug 2022	Sept 2022	Oct 2022	Nov 2022	Dec 2022	Jan 2023	Feb 2023
004589	NF	FACILITY ID	NORTH PARK HEALTH AND REHABILITATION CENTER	75069	S	S	S	S	S	S	S	S	S	S	S	S	S	S	NS	NS	NS	NS	NS
004590	NF	FACILITY ID	FOCUSED CARE AT PECOS	79772	S	S	S	S	S	S	S	S	S	S	S	NS	NS	NS	NS	NS	NS	NS	NS
004593	NF	FACILITY ID	COLLEGE STREET HEALTH CARE CENTER	77707	S	S	S	S	S	S	S	S	S	S	S	S	NS	NS	NS	NS	NS	NS	NS
004594	NF	FACILITY ID	LEVELLAND NURSING & REHABILITATION CENTER	79336	S	S	S	S	S	S	S	S	S	S	S	S	S	S	S	S	NS	NS	S
004600	NF	FACILITY ID	MCKINNEY HEALTHCARE AND REHABILITATION CENTER	75069	S	S	S	S	S	S	S	S	S	S	S	S	S	S	S	S	S	S	NS
004604	NF	FACILITY ID	GEORGIA MANOR NURSING HOME	79110	S	S	S	S	S	S	S	S	S	S	NS	NS	NS	NS	NS	NS	NS	NS	NS
004607	NF	FACILITY ID	SOUTH DALLAS NURSING & REHABILITATION	75215	NS	NS	NS	NS	NS	NS	NS	NS	NS	NS	NS	NS	NS	NS	NS	NS	NS	NS	NS
004609	NF	FACILITY ID	PEARL NORDAN CARE CENTER	75214	S	NS	NS	NS	NS	NS	NS	NS	NS	NS	NS	NS	NS	NS	NS	NS	NS	NS	NS
004611	NF	FACILITY ID	ARDEN PLACE	77061	S	S	S	S	NS	S	S	S	S	S	S	S	S	S	S	S	S	S	S
004612	NF	FACILITY ID	ALVARADO LTC PARTNERS INC	76009	S	S	S	S	S	S	S	S	S	S	S	S	S	S	S	S	S	NS	NS
004615	NF	FACILITY ID	MORNINGSIDE MANOR	78201	S	S	S	S	S	S	S	S	S	S	NS	NS	NS	NS	NS	NS	NS	NS	NS
004617	NF	FACILITY ID	FOCUSED CARE AT LINDEN	75563	S	S	S	S	S	S	S	S	S	S	S	NS	NS	NS	NS	NS	NS	NS	NS
004619	NF	FACILITY ID	OASIS NURSING & REHABILITATION CENTER	79907	S	S	S	S	S	S	S	S	S	S	NS	NS	NS	NS	NS	NS	NS	NS	NS
004621	NF	FACILITY ID	KERENS CARE CENTER	75144	S	S	S	S	S	S	S	S	S	S	NS	NS	NS	NS	NS	NS	NS	NS	NS
004627	NF	FACILITY ID	SHADY OAK NURSING AND REHABILITATION	77975	S	S	S	S	S	S	S	S	S	S	S	NS	NS	NS	NS	NS	NS	NS	NS
004629	NF	FACILITY ID	RETAMA MANOR NURSING CENTERJOURDANTON	78026	S	S	S	S	S	S	S	S	S	S	S	S	NS	NS	NS	NS	NS	S	S
004630	NF	FACILITY ID	CASCADES AT SENIOR REHAB	77642	S	S	S	S	S	S	S	S	S	S	S	S	S	S	S	S	S	S	NS
004634	NF	FACILITY ID	PARK HIGHLANDS NURSING & REHABILITATION CENTER	75751	S	S	S	S	S	S	S	S	S	S	S	S	S	S	NS	NS	NS	NS	NS
004641	NF	FACILITY ID	GOLDEN ESTATES REHABILITATION CENTER	78201	S	S	S	S	S	S	S	S	S	S	S	S	S	NS	S	S	S	S	NS
004648	NF	FACILITY ID	BRIARWOOD MANOR CARE CENTER		S	S	S	S	S	S	S	S	S	S	S	S	NS	NR	NR	NR	NR	NR	NR
004649	NF	FACILITY ID	NAVASOTA NURSING & REHABILITATION	77868	S	S	S	S	S	S	S	S	S	S	NS	NS	NS	NS	NS	NS	NS	NS	NS
004660	NF	FACILITY ID	ARDEN PLACE OF RICHLAND HILLS	76118	S	S	S	NS	NS	S	S	S	S	S	S	S	S	S	S	S	S	S	S
004663	NF	FACILITY ID	CREEKSIDE VILLAGE HEALTHCARE LTC PARTNERS INC	77531	S	S	S	S	S	S	S	S	S	S	S	S	S	S	NS	NS	NS	NS	NS
004671	NF	FACILITY ID	VAN HEALTHCARE	75790	S	S	S	S	S	S	S	S	S	S	S	S	S	S	S	S	NS	NS	NS
004672	NF	FACILITY ID	FOCUSED CARE AT LAMESA	79331	S	S	S	S	S	S	S	S	S	S	S	S	S	S	S	NS	S	S	S
004688	NF	FACILITY ID	DOWNTOWN HEALTH AND REHABILITATION CENTER	76104	S	S	S	S	S	S	S	S	S	S	S	S	S	S	S	NS	NS	NS	NS
004700	NF	FACILITY ID	ALTA VISTA REHABILITATION AND HEALTHCARE	78521	S	S	S	S	S	S	S	S	S	S	S	S	S	S	S	S	S	S	NS
004725	NF	FACILITY ID	HERITAGE OAKS	76011	S	S	S	S	NS	NS	NS	NS	NS	NS	NS	NS	NS	NS	NS	NS	NS	S	S
004726	NF	FACILITY ID	WHITE SETTLEMENT NURSING CENTER	76108	S	S	S	S	S	S	S	S	S	S	S	S	NS	S	S	S	S	S	S



ID	Provider Type	ID Type	Provider Name	Physical Zip Code	Initial	Sept 2021	Oct 2021	Nov 2021	Dec 2021	Jan 2022	Feb 2022	Mar 2022	Apr 2022	May 2022	Jun 2022	Jul 2022	Aug 2022	Sept 2022	Oct 2022	Nov 2022	Dec 2022	Jan 2023	Feb 2023
004727	NF	FACILITY ID	THE ATRIUM REHABILITATION CENTER	78229	S	S	S	S	S	S	S	S	S	S	S	S	S	NS	S	S	S	S	NS
004731	NF	FACILITY ID	THE MEDICAL LODGE OF AMARILLO	79106	S	S	S	S	S	S	S	S	S	S	S	S	S	S	S	S	S	S	NS
004733	NF	FACILITY ID	THE COURTYARD REHABILITATION AND HEALTHCARE CENTER	77901	S	S	S	S	S	S	S	S	S	S	S	S	S	S	S	S	S	S	NS
004735	NF	FACILITY ID	PALO PINTO NURSING CENTER	76067	S	S	S	S	S	S	S	S	S	S	S	S	NS	S	S	S	S	S	S
004737	NF	FACILITY ID	RETAMA MANOR NURSING CENTERPLEASANTON SOUTH	78064	S	S	S	S	S	S	S	S	S	S	S	S	S	NS	S	S	S	S	S
004740	NF	FACILITY ID	SULPHUR SPRINGS HEALTH AND REHABILITATION	75482	S	S	S	S	S	S	S	S	S	S	S	S	NS	S	S	S	S	S	S
004741	NF	FACILITY ID	GLENVIEW WELLNESS & REHABILITATION	76180	S	S	S	S	S	S	S	S	S	S	S	S	NS	S	NS	S	S	S	S
004742	NF	FACILITY ID	ADVANCED REHABILITATION AND HEALTHCARE OF WICHITA FALLS	76038	S	S	S	S	S	S	S	S	S	S	S	S	NS	S	S	S	S	S	S
004745	NF	FACILITY ID	VERANDA REHABILITATION AND HEALTHCARE	78550	S	S	S	S	S	S	S	S	S	S	S	S	S	S	S	S	S	S	NS
004747	NF	FACILITY ID	PARKVIEW MANOR NURSING AND REHABILITATION	78962	S	S	S	S	S	S	S	S	S	S	S	S	S	S	NS	NS	NS	NS	NS
004750	NF	FACILITY ID	HILLVIEW NURSING AND REHABILITATION	76844	S	S	S	S	S	S	S	S	S	S	S	S	S	S	NS	S	NS	NS	NS
004754	NF	FACILITY ID	MESA VISTA INN HEALTH CENTER	78240	S	S	S	S	S	S	S	S	S	S	NS	NS	NS	NS	NS	NS	NS	NS	NS
004756	NF	FACILITY ID	MUNDAY NURSING CENTER	76371	S	S	S	S	S	S	S	S	S	S	S	S	S	S	NS	S	NS	NS	NS
004759	NF	FACILITY ID	YORKTOWN NURSING AND REHABILITATION CENTER	78164	S	S	S	S	S	S	S	S	S	S	S	NS	S	S	S	S	S	S	S
004770	NF	FACILITY ID	VILLAGE CREEK NURSING & REHABILITATION LLC	76119	S	S	S	S	S	S	S	S	S	S	S	S	S	S	NS	NS	NS	NS	NS
004771	NF	FACILITY ID	KENNEDY HEALTH & REHAB	75904	S	S	S	S	S	S	S	S	S	S	S	NS	NS	NS	NS	NS	NS	NS	NS
004774	NF	FACILITY ID	AFTON OAKS NURSING CENTER	77087	S	S	S	S	S	S	S	S	S	S	S	NS	S	S	S	S	S	S	S
004775	NF	FACILITY ID	GIDDINGS RESIDENCE AND REHABILITATION CENTER	78942	S	S	S	S	S	S	S	S	S	S	S	S	NS	S	S	S	S	S	S
004777	NF	FACILITY ID	CRESTWOOD HEALTH AND REHABILITATION CENTER	75169	S	S	S	S	S	S	S	S	S	S	S	S	S	S	S	S	S	S	NS
004778	NF	FACILITY ID	GROVETON NURSING HOME	75845	S	S	S	S	S	S	S	S	S	S	NS	NS	NS	NS	NS	NS	NS	NS	NS
004780	NF	FACILITY ID	FT WORTH WELLNESS & REHABILITATION	76114	S	S	S	S	S	S	S	S	S	S	S	S	NS	S	NS	S	S	S	S
004783	NF	FACILITY ID	VILLAGE HEALTHCARE AND REHABILITATION	78501	S	S	S	S	S	S	S	S	S	S	S	S	S	S	S	S	S	S	NS
004786	NF	FACILITY ID	BEAUMONT NURSING AND REHABILITATION	77707	S	S	S	S	S	S	S	S	S	S	NS	NS	NS	NS	NS	NS	NS	NS	NS
004791	NF	FACILITY ID	MOUNTAIN VIEW HEALTH & REHABILITATION	79902	S	S	S	S	S	S	S	S	S	S	NS	NS	NS	NS	NS	NS	NS	NS	NS
004795	NF	FACILITY ID	BUENA VIDA NURSING & REHAB SAN ANTONIO	78222	S	S	S	S	S	S	S	S	S	S	NS	NS	NS	NS	NS	NS	NS	NS	NS
004800	NF	FACILITY ID	GREENVIEW MANOR	76710	S	S	S	S	S	S	S	S	S	S	S	S	S	NS	S	S	NS	S	S

ID	Provider Type	ID Type	Provider Name	Physical Zip Code	Initial	Sept 2021	Oct 2021	Nov 2021	Dec 2021	Jan 2022	Feb 2022	Mar 2022	Apr 2022	May 2022	Jun 2022	Jul 2022	Aug 2022	Sept 2022	Oct 2022	Nov 2022	Dec 2022	Jan 2023	Feb 2023
004803	NF	FACILITY ID	TWIN OAKS HEALTH & REHABILITATION CENTER	75766-4003	S	S	S	S	S	S	S	S	S	S	S	S	S	S	NS	S	S	S	S
004809	NF	FACILITY ID	TOWN HALL ESTATES WHITNEY INC	76692	S	S	S	S	NS	S	S	S	S	S	S	S	S	S	S	S	S	S	S
004813	NF	FACILITY ID	MATAGORDA HOUSE HEALTHCARE CENTER	77414	S	S	S	S	S	S	S	NS	NS	NS	NS	NS	NS	NS	NS	NS	NS	NS	NS
004814	NF	FACILITY ID	PARK VIEW CARE CENTER	76103	S	S	S	S	S	S	S	S	S	S	S	S	S	S	S	S	S	S	NS
004820	NF	FACILITY ID	DIVERSICARE OF LULING	78648	S	S	S	S	S	S	S	S	S	S	S	NS	S	S	S	S	S	S	S
004830	NF	FACILITY ID	SEVEN OAKS NURSING & REHABILITATION	75418	S	S	S	S	S	S	S	S	S	S	NS	NS	NS	NS	NS	NS	NS	NS	NS
004835	NF	FACILITY ID	CENTRAL TEXAS NURSING & REHABILITATION	76821	S	S	S	S	S	S	S	S	S	S	NS	NS	NS	NS	NS	NS	NS	NS	NS
004837	NF	FACILITY ID	QUALITY CARE OF WACO	76707	S	S	S	S	S	S	S	S	S	S	S	S	NS	S	NS	S	S	S	S
004842	NF	FACILITY ID	CYPRESS WOODS CARE CENTER	77515	S	S	S	S	S	NS	S	S	S	S	S	S	S	S	S	S	S	S	S
004850	NF	FACILITY ID	FOCUSED CARE AT BAYTOWN	77520	S	S	S	S	S	S	S	S	S	S	S	NS	NS	NS	NS	NR	NR	NR	NR
004857	NF	FACILITY ID	HERITAGE HOUSE NURSING AND REHABILITATION	76570	S	S	S	S	S	S	S	S	S	S	NS	NS	NS	NS	NS	NS	NS	NS	NS
004860	NF	FACILITY ID	GLEN ROSE NURSING AND REHAB CENTER	76043	S	S	S	S	S	S	S	S	S	S	S	S	S	S	S	S	NS	NS	NS
004862	NF	FACILITY ID	THE MERIDIAN	77550	S	S	S	S	S	S	NS	S	S	S	S	S	S	NS	NS	NS	NS	NS	NS
004864	NF	FACILITY ID	FOCUSED CARE AT SHERMAN	75090	S	S	S	S	S	S	S	S	S	S	S	NS	NS	NS	NS	NS	NS	NS	NS
004865	NF	FACILITY ID	WEATHERFORD HEALTH CARE CENTER	76086	S	S	S	S	S	S	S	NS	S	S	S	S	S	S	S	S	S	S	S
004868	NF	FACILITY ID	MEXIA LTC NURSING & REHAB	76667	S	S	S	S	S	S	S	S	S	S	S	S	S	S	NS	NS	NS	NS	NS
004870	NF	FACILITY ID	GRACE CARE CENTER OF OLNEY	76374	S	S	S	S	S	NS	NS	NS	NS	NS	NS	NS	NS	NS	NS	NS	NS	NS	NS
004873	NF	FACILITY ID	BIRCHWOOD NURSING & REHABILITATION	75432	S	S	S	S	S	S	S	S	S	S	NS	NS	NS	NS	NS	NS	NS	NS	NS
004879	NF	FACILITY ID	UNIVERSITY PARK NURSING & REHABILITATION	76310	S	S	S	S	S	S	S	S	S	S	NS	NS	NS	NS	NS	NS	NS	NS	NS
004881	NF	FACILITY ID	BROWNWOOD NURSING AND REHABILITATION	76801	S	S	S	S	S	S	S	S	S	S	NS	NS	NS	NS	NS	NS	NS	NS	NS
004884	NF	FACILITY ID	IRVING NURSING AND REHABILITATION	75061	S	S	S	S	S	S	S	S	S	S	S	NS	S	S	S	S	S	S	S
004887	NF	FACILITY ID	LEGEND HEALTHCARE AND REHABILITATION GREENVILLE	75402	S	S	S	S	S	S	S	S	S	S	S	S	S	S	S	S	S	S	NS
004888	NF	FACILITY ID	JACKSBORO HEALTHCARE CENTER	76458	S	S	S	S	NS	S	S	S	S	S	S	S	S	S	S	S	S	S	S
004890	NF	FACILITY ID	TOMBALL REHAB & NURSING	77375	S	S	S	S	S	S	S	S	S	S	S	S	NS	S	S	S	S	S	S
004891	NF	FACILITY ID	CHISOLM TRAIL NURSING AND REHABILITATION CENTER	78644	S	S	S	S	S	S	S	S	S	S	S	NS	S	S	S	S	S	S	S
004898	NF	FACILITY ID	GRAND TERRACE REHABILITATION AND HEALTHCARE	78501	S	S	S	S	S	S	S	S	S	S	S	S	S	S	S	S	S	S	NS
004900	NF	FACILITY ID	BRONTE HEALTH AND REHAB CENTER	76933	NS	S	S	S	S	S	S	S	S	S	S	S	S	S	S	S	S	S	NS
004905	NF	FACILITY ID	INSPIRATION HILLS REHABILITATION CENTER	78228	S	S	S	S	S	S	NS	S	S	S	S	S	S	NS	S	S	S	S	NS

ID	Provider Type	ID Type	Provider Name	Physical Zip Code	Initial	Sept 2021	Oct 2021	Nov 2021	Dec 2021	Jan 2022	Feb 2022	Mar 2022	Apr 2022	May 2022	Jun 2022	Jul 2022	Aug 2022	Sept 2022	Oct 2022	Nov 2022	Dec 2022	Jan 2023	Feb 2023
004909	NF	FACILITY ID	GROESBECK LTC NURSING AND REHABILITATION	76642	S	S	S	S	S	S	S	S	S	S	S	S	S	S	NS	NS	NS	NS	NS
004914	NF	FACILITY ID	SAN MARCOS REHABILITATION AND HEALTHCARE CENTER	78666	S	S	S	S	S	S	S	S	S	S	S	S	S	S	S	S	S	S	NS
004919	NF	FACILITY ID	WHISPERING OAKS REHAB & NURSING	77954	S	S	S	S	S	S	S	S	S	S	S	S	NS	S	S	S	S	S	S
004922	NF	FACILITY ID	DE LEON NURSING AND REHABILITATION	76444	S	S	S	S	S	S	S	S	S	S	NS	NS	NS	NS	NS	NS	NS	NS	NS
004924	NF	FACILITY ID	KEMP CARE CENTER	75143	S	S	S	S	S	S	S	S	S	S	NS	NS	NS	NS	NS	NS	NS	NS	NS
004929	NF	FACILITY ID	WHISPERWOOD NURSING & REHABILITATION CENTER	79416	S	S	S	S	S	S	S	S	S	S	NS	NS	NS	NS	NS	NS	NS	NS	NS
004930	NF	FACILITY ID	STAMFORD RESIDENCE AND REHABILITATION CENTER	79553	S	S	S	S	S	S	NS	NS	NS	S	S	S	S	S	S	S	NS	S	S
004931	NF	FACILITY ID	WELLINGTON CARE CENTER	79095	S	S	S	S	S	S	S	S	S	S	NS	NS	NS	NS	NS	NS	NS	NS	NS
004935	NF	FACILITY ID	FOCUSED CARE OF CENTER	75935	S	S	S	S	S	S	S	S	S	S	S	NS	NS	NS	NS	NS	NS	NS	NS
004938	NF	FACILITY ID	MINERAL WELLS NURSING & REHABILITATION	76067	S	S	S	S	S	S	S	S	S	S	NS	NS	NS	NS	NS	NS	NS	NS	NS
004939	NF	FACILITY ID	PLEASANT MANOR HEALTHCARE AND REHABILITATION	75165	S	S	S	S	S	S	S	S	S	S	S	S	S	S	S	S	S	S	NS
004942	NF	FACILITY ID	HANSFORD COUNTY HOSPITAL DISTRICT DBA LAKERIDGE NURSING AND REHABILITATION	79424	S	S	S	S	S	S	S	S	S	S	S	S	S	S	NS	NS	NS	NS	NS
004943	NF	FACILITY ID	FOCUSED CARE AT HUNTSVILLE	77340	S	S	S	S	S	S	S	S	S	S	S	NS	NS	NS	NS	NS	NS	NS	NS
004944	NF	FACILITY ID	RETAMA MANOR NURSING CENTERSAN ANTONIO WEST	78237	S	S	S	S	S	S	S	S	S	S	S	S	S	S	S	NS	NS	S	S
004945	NF	FACILITY ID	THE HILLS NURSING & REHABILITATION	76234	S	S	S	S	S	S	S	S	S	S	NS	NS	NS	NS	NS	NS	NS	NS	NS
004948	NF	FACILITY ID	CAMBRIDGE LTC PARTNERS INC	79027	S	S	S	S	S	S	S	S	S	S	S	S	S	S	NS	NS	NS	NS	NS
004950	NF	FACILITY ID	ARDEN PLACE OF BEEVILLE	78102	S	S	S	S	NS	NS	S	S	S	S	S	S	S	S	S	S	S	S	S
004952	NF	FACILITY ID	FORTRESS NURSING AND REHABILITATION	77845	S	S	S	S	S	S	S	S	S	S	NS	NS	NS	NS	NS	NS	NS	NS	NS
004955	NF	FACILITY ID	SANTA FE HEALTH & REHABILITATION CENTER	76086	S	S	S	S	S	S	S	S	S	S	S	S	NS	S	S	S	S	S	S
004958	NF	FACILITY ID	BRENTWOOD TERRACE HEALTHCARE AND REHABILITATION CENTER	75460	S	S	S	S	S	S	S	S	S	S	S	NS	S	S	S	S	S	S	S
004959	NF	FACILITY ID	THE SPRINGS	75656	S	S	S	S	S	S	S	S	S	S	S	S	NS	S	S	S	S	S	S
004960	NF	FACILITY ID	WEDGEWOOD NURSING HOME	76133	S	S	S	S	S	S	S	S	S	S	S	S	NS	S	S	S	S	S	S
004966	NF	FACILITY ID	SAN JACINTO MANOR	77536	S	S	S	NS	S	S	NS	S	S	S	S	S	S	NS	NS	S	S	NS	NS
004967	NF	FACILITY ID	FOCUSED CARE AT HUMBLE	77338	S	S	S	S	S	S	S	S	S	S	S	NS	NS	NS	NS	NS	NS	NS	NS
004968	NF	FACILITY ID	PLEASANT VALLEY HEALTHCARE AND REHABILITATION CENTER	75040	S	S	S	S	S	S	S	S	S	S	S	S	S	S	S	S	S	S	NS
004971	NF	FACILITY ID	CHRISTIAN CARE CENTER	75150	S	S	S	S	S	S	S	S	S	S	S	NS	S	S	S	S	S	S	S
004975	NF	FACILITY ID	TWIN PINES NURSING AND REHABILITATION	77904	S	S	S	S	S	S	S	S	S	S	S	NS	NS	NS	NS	NS	NS	NS	NS

ID	Provider Type	ID Type	Provider Name	Physical Zip Code	Initial	Sept 2021	Oct 2021	Nov 2021	Dec 2021	Jan 2022	Feb 2022	Mar 2022	Apr 2022	May 2022	Jun 2022	Jul 2022	Aug 2022	Sept 2022	Oct 2022	Nov 2022	Dec 2022	Jan 2023	Feb 2023
004979	NF	FACILITY ID	RIVER OAKS NURSING AND REHABILITATION LTC PARTNERS, INC	76106	S	S	S	S	S	S	S	S	S	S	S	S	S	S	NS	NS	NS	NS	NS
004982	NF	FACILITY ID	FOCUSED CARE AT MIDLAND	79705	S	S	S	S	S	S	S	S	S	S	S	NS	NS	NS	NS	NS	NS	NS	NS
004983	NF	FACILITY ID	TREASURE HILLS HEALTHCARE AND REHABILITATION CENTER	78550-8308	S	S	S	S	S	S	S	S	S	S	S	S	S	S	S	S	S	S	NS
004985	NF	FACILITY ID	FRANKLIN HEIGHTS NURSING & REHABILITATION	79912	S	S	S	S	S	S	S	S	S	S	NS	NS	NS	NS	NS	NS	NS	NS	NS
004988	NF	FACILITY ID	BRENTWOOD PLACE THREE	75227	S	S	S	S	S	S	S	S	S	S	S	S	NS	S	NS	S	S	S	S
004989	NF	FACILITY ID	PINE TREE LODGE NURSING CENTER	75604	S	S	S	S	S	S	S	S	S	S	NS	NS	NS	NS	NS	NS	NS	NS	NS
004994	NF	FACILITY ID	GRACE POINTE WELLNESS CENTER	79902	S	S	S	S	S	S	S	S	S	S	S	S	S	S	NS	S	S	S	S
005001	NF	FACILITY ID	ARBOR LAKE NURSING & REHABILITATION LLC	76104	S	S	S	S	S	S	S	S	S	S	S	S	S	S	NS	NS	NS	NS	NS
005002	NF	FACILITY ID	SCC AT VALLEY GRANDE	78520	S	NS	S	S	S	S	S	S	S	S	S	S	S	S	S	S	S	S	S
005006	NF	FACILITY ID	FOCUSED CARE AT CORPUS	78408	S	S	S	S	S	S	S	S	S	S	S	NS	NS	NS	NS	NS	NS	NS	NS
005009	NF	FACILITY ID	EAGLE PASS NURSING AND REHABILITATION	78852	S	S	S	S	S	S	S	S	S	S	NS	NS	NS	NS	NS	NS	NS	NS	NS
005012	NF	FACILITY ID	FOCUSED CARE AT ODESSA	79763	S	S	S	S	S	S	S	S	S	S	S	NS	NS	NS	NS	NS	NS	NS	NS
005013	NF	FACILITY ID	TEAGUE NURSING AND REHABILITATION	75860	S	S	S	S	S	S	S	S	S	S	S	S	S	S	NS	NS	NS	NS	NS
005018	NF	FACILITY ID	ARLINGTON HEIGHTS HEALTH AND REHABILITATION CENTER	76107	S	S	S	S	S	S	S	S	S	S	S	S	S	S	S	NS	NS	NS	NS
005019	NF	FACILITY ID	COLLINWOOD CARE CENTER	75074	S	S	S	S	S	S	S	S	S	S	S	S	S	S	S	S	S	S	NS
005020	NF	FACILITY ID	FOCUSED CARE AT MOUNT PLEASANT	75455	S	S	S	S	S	S	S	S	S	S	S	NS	NS	NS	NS	NS	NS	NS	NS
005024	NF	FACILITY ID	MCCAMEY CONVALESCENT CENTER	79752	S	S	S	S	S	S	S	S	S	S	S	S	NS	S	S	S	S	S	S
005025	NF	FACILITY ID	KNOPP NURSING & REHAB CENTER INC	78624	S	S	S	S	S	S	S	S	S	S	S	S	S	S	S	S	S	S	NS
005031	NF	FACILITY ID	INTERLOCHEN HEALTH AND REHABILITATION CENTER	76012	S	S	S	S	S	S	S	S	S	S	S	S	S	S	NS	NS	NS	NS	NS
005035	NF	FACILITY ID	WINCHESTER LODGE HEALTHCARE CENTER	77511	S	S	S	S	S	S	S	S	S	S	S	S	S	S	NS	NS	NS	NS	NS
005041	NF	FACILITY ID	WESTPARK REHABILITATION AND LIVING	76040	S	S	S	S	S	S	S	S	S	S	S	S	S	S	S	S	S	S	NS
005048	NF	FACILITY ID	PASADENA CARE CENTER	77504	S	S	S	S	S	S	S	S	S	S	S	S	S	S	NS	NS	NS	NS	NS
005052	NF	FACILITY ID	ARDEN PLACE OF GRAPEVINE	76051	S	S	S	S	NS	S	S	S	S	S	S	S	S	S	S	S	S	S	S
005055	NF	FACILITY ID	MESQUITE TREE NURSING CENTER	75149	S	S	S	S	S	S	S	S	S	S	S	S	NS	S	S	S	S	S	S
005056	NF	FACILITY ID	WESTCHASE HEALTH AND REHABILITATION CENTER	77036	S	S	S	S	S	S	S	S	S	S	S	S	S	S	NS	NS	NS	NS	NS
005057	NF	FACILITY ID	FOCUSED CARE AT ALLENBROOK	77521	S	S	S	S	S	S	S	S	S	S	S	NS	NS	NS	NS	NS	NS	NS	NS
005062	NF	FACILITY ID	CARROLLTON HEALTH AND REHABILITATION CENTER	75006	S	S	S	S	S	S	S	S	S	S	S	S	S	S	S	S	S	S	NS
005064	NF	FACILITY ID	CROCKETT COUNTY CARE CENTER	76943	S	S	S	S	S	S	S	S	S	S	S	S	S	S	S	S	NS	S	S
005065	NF	FACILITY ID	WINDSONG CARE CENTER	77581	S	S	S	S	S	S	S	S	S	S	NS	NS	NS	NS	NS	NS	NS	NS	NS

ID	Provider Type	ID Type	Provider Name	Physical Zip Code	Initial	Sept 2021	Oct 2021	Nov 2021	Dec 2021	Jan 2022	Feb 2022	Mar 2022	Apr 2022	May 2022	Jun 2022	Jul 2022	Aug 2022	Sept 2022	Oct 2022	Nov 2022	Dec 2022	Jan 2023	Feb 2023
005066	NF	FACILITY ID	STONEWALL LIVING CENTER	79502	S	S	S	NS	S	S	S	S	S	S	S	S	S	S	NS	NS	NS	NS	NS
005067	NF	FACILITY ID	LIBERTY HEALTHCARE CENTER	77575	S	S	S	S	S	S	S	S	S	S	S	S	S	S	S	S	NS	NS	NS
005069	NF	FACILITY ID	CROWELL NURSING CENTER	79227	S	S	S	S	S	S	S	S	S	S	S	S	NS	S	S	S	S	S	S
005076	NF	FACILITY ID	SOUTHEAST NURSING & REHABILITATION CENTER	78222	S	S	S	S	S	S	S	S	S	S	S	S	NS	S	S	S	S	S	S
005078	NF	FACILITY ID	HERITAGE HOUSE AT KELLER REHAB & NURSING	76248	S	S	S	S	S	S	S	S	S	S	S	S	NS	S	S	S	S	S	S
005081	NF	FACILITY ID	GREENBRIER NURSING & REHABILITATION CENTER OF TYLER	75702-6519	S	S	S	S	S	S	S	S	S	S	S	NS	NS	NS	NS	NS	NS	NS	NS
005082	NF	FACILITY ID	GREENBRIER NURSING & REHABILITATION CENTER OF PALESTINE	75803	S	S	S	S	S	S	S	S	S	S	S	NS	NS	NS	NS	NS	NS	NS	NS
005083	NF	FACILITY ID	SILSBEE OAKS HEALTH CARE LLP	77656	S	S	S	S	S	S	S	S	S	S	S	S	S	S	NS	S	S	S	S
005086	NF	FACILITY ID	VISTA HILLS HEALTH CARE CENTER	79935	S	S	S	S	S	S	S	S	S	S	S	S	NS	S	S	S	S	S	S
005087	NF	FACILITY ID	THE RENAISSANCE AT KESSLER PARK	75211	S	S	S	S	S	S	S	S	S	S	S	S	NS	S	S	S	S	S	S
005089	NF	FACILITY ID	GRANBURY CARE CENTER	76048	S	S	S	S	S	S	S	S	S	S	NS	NS	NS	NS	NS	NS	NS	NS	NS
005090	NF	FACILITY ID	LIFE CARE CENTER OF HALTOM	76117	S	S	S	S	S	S	S	S	S	S	S	S	S	S	S	S	S	NS	S
005095	NF	FACILITY ID	PRAIRIE ACRES	79035	S	S	S	S	S	S	S	S	S	S	S	S	S	S	NS	S	S	S	S
005096	NF	FACILITY ID	OAK GROVE NURSING HOME	77619	S	S	S	S	S	S	S	S	S	S	S	S	S	S	S	S	NS	S	S
005100	NF	FACILITY ID	VIDOR HEALTH & REHABILITATION CENTER	77662	S	S	S	S	S	S	S	S	S	S	NS	NS	NS	NS	NS	NS	NS	NS	NS
005101	NF	FACILITY ID	CEDAR HILL HEALTHCARE CENTER	75104	S	S	S	NS	S	S	S	S	S	S	S	NS	NS	S	S	S	S	S	NS
005102	NF	FACILITY ID	LANDMARK OF PLANO REHABILITATION AND NURSING CENTER	75075	S	S	S	S	S	S	S	S	S	S	S	S	S	S	S	S	S	S	NS
005103	NF	FACILITY ID	LAKE VILLAGE NURSING AND REHABILITATION CENTER	75057	S	S	S	S	S	S	S	S	S	S	S	S	S	S	S	S	S	S	NS
005105	NF	FACILITY ID	BALCH SPRINGS NURSING HOME	75180	S	S	S	S	S	S	S	S	S	S	S	S	NS	S	S	S	S	S	S
005107	NF	FACILITY ID	GREENVILLE HEALTH & REHABILITATION CENTER	75402	S	S	S	S	S	S	S	S	S	S	S	S	NS	S	S	S	S	S	S
005110	NF	FACILITY ID	COLDWATER MANOR	79084	S	S	S	S	S	NS	NS	NS	NS	NS	NS	NS	NS	NS	NS	NS	NS	NS	NS
005112	NF	FACILITY ID	ROSENBERG HEALTH & REHABILITATION CENTER	77471	S	S	S	S	S	S	S	S	S	S	S	S	NS	S	S	S	S	S	S
005115	NF	FACILITY ID	LANCASTER LTC PARTNERS INC	75134	S	S	S	S	S	S	S	S	S	S	S	S	S	S	NS	NS	NS	NS	NS
005116	NF	FACILITY ID	DESOTO LTC PARTNERS INC	75115	S	S	S	S	S	S	S	S	S	S	S	S	S	S	NS	NS	NS	NS	NS
005119	NF	FACILITY ID	LINDAN PARK CARE CENTER LP	75081	S	S	S	S	S	S	S	S	S	S	S	S	S	S	S	S	S	S	NS
005121	NF	FACILITY ID	ESTATES HEALTHCARE AND REHABILITATION CENTER	76134	S	S	S	S	S	S	S	S	S	S	S	S	NS	S	S	S	S	S	S
005122	NF	FACILITY ID	HERITAGE GARDENS REHABILITATION AND HEALTHCARE	75006	S	S	S	S	S	S	S	S	S	S	S	S	S	S	S	S	S	S	NS

ID	Provider Type	ID Type	Provider Name	Physical Zip Code	Initial	Sept 2021	Oct 2021	Nov 2021	Dec 2021	Jan 2022	Feb 2022	Mar 2022	Apr 2022	May 2022	Jun 2022	Jul 2022	Aug 2022	Sept 2022	Oct 2022	Nov 2022	Dec 2022	Jan 2023	Feb 2023
005123	NF	FACILITY ID	SIENNA NURSING AND REHABILITATION	79763	S	S	S	S	S	S	S	S	S	S	NS	NS	NS	NS	NS	NS	NS	NS	NS
005125	NF	FACILITY ID	WINFIELD REHAB & NURSING	75835	S	S	S	S	S	S	S	S	S	S	S	S	S	S	NS	S	S	S	S
005126	NF	FACILITY ID	BRENTWOOD PLACE ONE	75227	S	S	S	S	S	S	S	S	S	S	S	S	NS	S	NS	S	S	S	S
005129	NF	FACILITY ID	HERITAGE AT LONGVIEW HEALTHCARE CENTER	75605	S	S	S	NS	S	S	S	S	S	S	S	NS	NS	S	S	S	S	NS	NS
005130	NF	FACILITY ID	THE PARK IN PLANO	75075	S	S	S	S	S	S	S	S	S	S	S	S	S	S	NS	NS	NS	NS	NS
005131	NF	FACILITY ID	MEMPHIS CONVALESCENT CENTER	79245	S	S	S	S	S	S	S	S	S	S	NS	NS	NS	NS	NS	NS	NS	NS	NS
005132	NF	FACILITY ID	TLC EAST NURSING AND REHABILITATION	76502	S	S	S	S	S	S	S	S	S	S	NS	S	S	S	S	S	S	S	S
005134	NF	FACILITY ID	KINGSLAND HILLS CARE CENTER	78639	S	S	S	S	S	S	S	NS	S	S	S	S	S	S	S	S	S	S	S
005135	NF	FACILITY ID	LAWRENCE STREET HEALTHCARE CENTER	77375	S	S	S	S	S	S	S	S	S	S	S	S	S	S	S	S	NS	NS	NS
005138	NF	FACILITY ID	LUBBOCK HEALTH CARE CENTER	79410	S	S	S	S	S	S	S	S	S	S	NS	NS	NS	NS	NS	NS	NS	NS	NS
005143	NF	FACILITY ID	LAKE LODGE NURSING & REHABILITATION	76135	S	S	S	S	S	S	S	S	S	S	NS	NS	NS	NS	NS	NS	NS	NS	NS
005145	NF	FACILITY ID	SUGAR LAND HEALTHCARE CENTER	77478	S	S	S	S	S	S	S	S	S	S	NS	NS	NS	NS	NS	NS	NS	NS	NS
005147	NF	FACILITY ID	NORTHEAST REHABILITATION AND HEALTHCARE CENTER	78218	S	S	S	S	S	S	S	S	S	S	S	S	S	S	S	S	S	S	NS
005148	NF	FACILITY ID	BRENTWOOD PLACE TWO	75227	S	S	S	S	S	S	S	S	S	S	S	S	NS	S	NS	S	S	S	S
005151	NF	FACILITY ID	COLONIAL BELLE NURSING HOME	77418	S	S	S	S	S	S	S	S	S	S	S	S	NS	NS	NS	NS	NS	NS	NS
005154	NF	FACILITY ID	COPPERAS COVE LTC PARTNERS INC	76522	S	S	S	S	S	S	S	S	S	S	S	S	S	S	NS	NS	NS	NS	NS
005155	NF	FACILITY ID	MIDWESTERN HEALTHCARE CENTER	76302	S	S	S	S	S	S	S	S	S	S	S	S	S	S	NS	S	S	S	S
005156	NF	FACILITY ID	MCLEAN CARE CENTER	79057	S	S	S	S	S	S	S	S	S	S	NS	NS	NS	NS	NS	NS	NS	NS	NS
005160	NF	FACILITY ID	GRANDVIEW REST HOME ASSOCIATION INC	76050	S	S	S	S	S	S	S	S	S	NS	NS	NS	S	S	S	S	S	S	S
005164	NF	FACILITY ID	FOCUSED CARE AT MONAHANS	79756	S	S	S	S	S	S	S	S	S	S	S	NS	NS	NS	NS	NS	NS	NS	NS
005167	NF	FACILITY ID	WISTERIA PLACE	79605	S	S	S	S	S	S	S	S	S	S	S	S	S	S	S	S	S	S	NS
005168	NF	FACILITY ID	EL PASO HEALTH & REHABILITATION CENTER	79936	S	S	S	S	S	S	S	S	S	S	S	S	NS	S	S	S	S	S	S
005169	NF	FACILITY ID	WELLS LTC PARTNERS INC	75976	S	S	S	S	S	S	S	S	S	S	S	S	S	S	NS	NS	NS	NS	NS
005173	NF	FACILITY ID	CONCHO HEALTH & REHABILITATION CENTER	76837	S	S	S	S	S	S	S	S	S	S	NS	NS	NS	NS	NS	NS	NS	NS	NS
005174	NF	FACILITY ID	ST DOMINIC VILLAGE REHABILITATION AND NURSING CENTER	77021	S	S	S	S	S	S	S	S	S	S	S	NS	S	S	S	S	S	S	S
005176	NF	FACILITY ID	HANSFORD MANOR	79081	S	NS	NS	NS	NS	NS	NS	NS	NS	NS	NS	NS	NS	NS	NS	NS	NS	NS	NS
005179	NF	FACILITY ID	MCALLEN NURSING CENTER	78501	S	S	S	S	S	S	S	S	S	S	S	S	NS	S	S	S	S	S	S
005183	NF	FACILITY ID	WINDFLOWER HEALTH CENTER	79106	S	S	S	S	S	S	S	S	S	S	S	S	S	S	NS	S	NS	NS	NS
005184	NF	FACILITY ID	SENIOR SUITE CARE & REHAB LLC	75440	S	S	S	NS	NS	NS	NS	NS	NS	NS	NS	NS	NS	NS	NS	NS	NS	NS	NS
005185	NF	FACILITY ID	HERITAGE TRAILS NURSING AND REHABILITATION CENTER	76033	S	S	S	S	S	NS	S	S	S	S	S	S	S	NS	S	S	S	S	S



ID	Provider Type	ID Type	Provider Name	Physical Zip Code	Initial	Sept 2021	Oct 2021	Nov 2021	Dec 2021	Jan 2022	Feb 2022	Mar 2022	Apr 2022	May 2022	Jun 2022	Jul 2022	Aug 2022	Sept 2022	Oct 2022	Nov 2022	Dec 2022	Jan 2023	Feb 2023
005186	NF	FACILITY ID	PETAL HILL NURSING AND REHABILITATION CENTER	75701	S	S	S	S	S	S	S	S	S	S	S	S	S	NS	S	S	S	S	S
005187	NF	FACILITY ID	REAGAN COUNTY CARE CENTER	76932	S	S	S	S	S	S	S	S	S	S	S	S	NS	NS	NS	NS	NS	NS	NS
005188	NF	FACILITY ID	HERITAGE AT TURNER PARK HEALTH & REHAB	75050	S	S	S	NS	S	S	S	S	S	S	S	NS	NS	S	S	S	S	NS	NS
005189	NF	FACILITY ID	WOOLDRIDGE PLACE NURSING CENTER	78414	S	S	S	S	S	S	S	S	S	S	S	S	S	S	S	S	S	NS	S
005190	NF	FACILITY ID	MRC CREEKSIDE	77340	S	S	S	S	S	S	NS	S	S	S	S	S	S	S	S	NS	NS	NS	NS
005191	NF	FACILITY ID	MARBRIDGE VILLA	78652	S	S	S	S	S	S	S	S	S	S	S	S	S	S	S	S	NS	NS	NS
005192	NF	FACILITY ID	PLEASANT SPRINGS HEALTHCARE CENTER	75455	S	S	S	S	S	S	S	S	S	S	S	S	S	S	S	NS	NS	NS	NS
005193	NF	FACILITY ID	CORRIGAN LTC PARTNERS INC	75939	S	S	S	S	S	S	S	S	S	S	S	S	S	S	NS	NS	NS	NS	NS
005195	NF	FACILITY ID	STONECREEK NURSING & REHABILITATION	75972	S	S	S	S	NS	NS	NS	S	NS	NS	NS	NS	NS	NS	NS	NS	NS	NS	NS
005196	NF	FACILITY ID	OAKMONT HEALTHCARE AND REHABILITATION CENTER OF KATY	77449	S	S	S	S	S	S	S	S	S	S	S	NS	S	S	S	S	S	S	S
005197	NF	FACILITY ID	FT WORTH SOUTHWEST NURSING CENTER	76133	S	S	S	S	S	S	S	S	S	S	S	S	NS	S	NS	S	S	S	S
005201	NF	FACILITY ID	AVALON PLACE KIRBYVILLE	75956	S	S	S	NS	S	S	S	S	S	S	S	NS	NS	S	S	S	S	S	NS
005202	NF	FACILITY ID	BROOKHAVEN NURSING AND REHABILITATION CENTER	75010	S	S	S	S	NS	NS	NS	NS	NS	NS	NS	NS	NS	NS	NS	NS	NS	NS	NS
005204	NF	FACILITY ID	WEST SIDE CAMPUS OF CARE	76108	S	S	S	S	S	S	S	S	S	S	S	S	NS	S	NS	S	S	S	S
005207	NF	FACILITY ID	NORTHGATE HEALTH AND REHABILITATION CENTER	78240	S	S	S	S	S	S	S	NS	S	S	S	S	S	S	S	S	S	S	S
005208	NF	FACILITY ID	OAKMONT HEALTHCARE AND REHABILITATION CENTER OF HUMBLE	77338	S	S	S	S	S	S	S	S	S	S	S	NS	S	S	S	S	S	S	S
005211	NF	FACILITY ID	SAN PEDRO MANOR	78212	S	S	S	S	S	S	S	S	S	S	S	S	S	S	S	S	S	S	NS
005212	NF	FACILITY ID	RIDGECREST RETIREMENT AND HEALTHCARE COMMUNITY	76712	S	NS	S	S	NS	NS	NS	NS	NS	NS	NS	NS	NS	NS	NS	NS	NS	NS	NS
005213	NF	FACILITY ID	COLONIAL NURSING & REHABILITATION CENTER	75771	NS	NS	NS	NS	NS	NS	NS	NS	NS	NS	NS	NS	NS	NS	NS	NS	NS	NS	NS
005214	NF	FACILITY ID	ALAMEDA OAKS NURSING CENTER	78404	S	S	S	S	S	S	S	S	S	S	S	S	S	S	S	S	S	NS	S
005216	NF	FACILITY ID	FRANKLIN NURSING HOME	77856	S	S	S	S	S	S	S	S	S	S	NS	NS	NS	NS	NS	NS	NS	NS	NS
005217	NF	FACILITY ID	SUMMER MEADOWS	75605	NS	NS	NS	NS	NS	NS	NS	NS	NS	NS	NS	NS	NS	NS	NS	NS	S	S	S
005225	NF	FACILITY ID	WILLOWBROOK NURSING CENTER	75965	S	S	S	S	S	S	S	S	S	S	S	NS	S	S	S	S	S	S	S
005231	NF	FACILITY ID	LANDMARK OF AMARILLO REHABILITATION AND NURSING CENTER	79124	S	S	S	S	S	S	S	NS	NS	NS	NS	NS	NS	NS	NS	NS	NS	NS	NS
005232	NF	FACILITY ID	DEER CREEK OF WIMBERLEY	78676	S	S	S	S	S	S	S	S	S	S	S	S	S	NS	NS	NS	NS	NS	NS
005235	NF	FACILITY ID	PARK PLACE MANOR	76513	S	S	S	S	S	S	S	S	S	S	S	S	S	S	S	S	NS	NS	NS
005236	NF	FACILITY ID	WEST TEXAS LTC PARTNERS INC	76901	S	S	S	S	S	S	S	S	S	S	S	S	S	S	NS	NS	NS	NS	NS
005237	NF	FACILITY ID	SOUTH PLACE REHABILITATION AND SKILLED NURSING	75751	S	S	S	S	S	S	NS	S	S	S	S	S	S	S	S	S	S	S	S

ID	Provider Type	ID Type	Provider Name	Physical Zip Code	Initial	Sept 2021	Oct 2021	Nov 2021	Dec 2021	Jan 2022	Feb 2022	Mar 2022	Apr 2022	May 2022	Jun 2022	Jul 2022	Aug 2022	Sept 2022	Oct 2022	Nov 2022	Dec 2022	Jan 2023	Feb 2023
005238	NF	FACILITY ID	THE ARBORS HEALTHCARE AND REHABILITATION CENTER	75785	S	S	S	S	S	S	S	S	S	S	NS	NS	NS	NS	NS	NS	NS	NS	NS
005239	NF	FACILITY ID	PEBBLE CREEK NURSING CENTER	79936	S	S	S	S	S	S	S	S	S	S	NS	NS	NS	NS	NS	NS	NS	NS	NS
005240	NF	FACILITY ID	HEMPHILL CARE CENTER	75948	S	S	S	S	S	S	S	S	S	S	S	S	S	S	NS	NS	NS	NS	NS
005241	NF	FACILITY ID	GRAHAM OAKS CARE CENTER	76450	S	S	S	S	S	S	S	S	S	S	NS	NS	NS	NS	NS	NS	NS	NS	NS
005243	NF	FACILITY ID	KIRKWOOD MANOR	78130	S	S	S	S	S	S	S	S	S	S	S	S	S	S	S	S	S	S	NS
005245	NF	FACILITY ID	TIMBERWOOD NURSING AND REHABILITATION CENTER	77351	S	S	S	S	S	S	S	S	S	S	S	S	S	S	S	S	S	S	NS
005246	NF	FACILITY ID	BOOKER HOSPITAL DISTRICT DBA: TWIN OAKS MANOR	79005	S	S	S	S	S	S	S	S	S	S	S	S	S	S	S	NS	S	S	NS
005248	NF	FACILITY ID	OAK RIDGE MANOR	76801	S	S	S	S	S	S	S	S	S	S	NS	NS	NS	NS	NS	NS	NS	NS	NS
005249	NF	FACILITY ID	MEMORIAL NURSING AND REHABILITATION CENTER	79029	S	S	S	S	S	S	S	S	S	S	S	S	S	NS	NS	NS	NS	NS	NS
005251	NF	FACILITY ID	THE MONTEVISTA AT CORONADO	79912	S	S	S	NS	NS	NS	NS	NS	NS	NS	S	NS	NS	NS	NS	NS	NS	NS	NS
005253	NF	FACILITY ID	SOUTHLAND REHABILITATION AND HEALTHCARE CENTER	75901	S	S	S	S	S	S	S	S	S	S	S	S	S	S	S	S	S	S	NS
005254	NF	FACILITY ID	SAN ANTONIO WELLNESS & REHABILITATION	78247	S	S	S	S	S	S	S	S	S	S	S	S	S	S	NS	NS	NS	NS	NS
005257	NF	FACILITY ID	PARK VILLAGE HEALTHCARE AND REHABILITATION	75115	S	S	S	S	S	S	S	S	S	S	S	S	S	S	S	S	S	S	NS
005263	NF	FACILITY ID	BRUSH COUNTRY NURSING AND REHABILITATION	78749	S	S	S	S	NS	NS	NS	NS	NS	NS	NS	NS	NS	NS	NS	NS	NS	NS	NS
005265	NF	FACILITY ID	HAYS NURSING AND REHABILITATION CENTER	78666-7520	S	S	S	S	S	S	S	S	S	S	S	S	S	S	S	S	S	S	NS
005269	NF	FACILITY ID	LONGMEADOW HEALTHCARE CENTER	76247	S	S	S	S	S	S	S	S	S	S	S	S	S	S	NS	NS	NS	NS	NS
005270	NF	FACILITY ID	AUSTIN WELLNESS & REHABILITATION	78750	S	S	S	S	S	S	S	S	S	S	S	S	NS	S	NS	S	S	S	S
005271	NF	FACILITY ID	BEDFORD WELLNESS & REHABILITATION	76021	S	S	S	S	S	S	S	S	S	S	S	S	NS	S	NS	S	S	S	S
005278	NF	FACILITY ID	CARRIAGE HOUSE MANOR	75482	S	S	S	S	S	S	S	S	S	S	S	S	S	S	S	S	S	NS	S
005282	NF	FACILITY ID	SPANISH MEADOWS	78520	S	S	S	S	S	S	NS	S	S	S	S	S	S	NS	NS	NS	NS	NS	NS
005284	NF	FACILITY ID	BRIARCLIFF HEALTH CENTER OF GREENVILLE INC	75401	S	S	S	S	S	S	S	S	S	S	S	S	NS	NS	S	NS	NS	NS	NS
005286	NF	FACILITY ID	LA VIDA SERENA NURSING AND REHABILITATION	78840	S	S	S	S	S	S	S	S	S	S	NS	NS	NS	NS	NS	NS	NS	NS	NS
005287	NF	FACILITY ID	SCHULENBURG REGENCY NURSING CENTER	78956	S	S	S	S	S	S	S	S	S	NS	NS	NS	NS	NS	NS	NS	NS	NS	NS
005289	NF	FACILITY ID	WINNIE L LTC PARTNERS INC	76520	S	S	S	S	S	S	S	S	S	S	S	S	S	S	NS	NS	NS	NS	NS
005290	NF	FACILITY ID	ROWLETT HEALTH AND REHABILITATION CENTER	75088-4476	S	S	S	S	S	S	S	S	S	S	S	S	S	S	S	S	S	S	NS
005293	NF	FACILITY ID	FOCUSED CARE OF GILMER	75644	S	S	S	S	S	S	S	S	S	S	S	NS	NS	NS	NS	NS	NS	NS	NS
005296	NF	FACILITY ID	GRANBURY REHAB & NURSING	76048	S	S	S	S	S	S	S	S	S	S	S	S	NS	S	NS	S	S	S	S
005298	NF	FACILITY ID	WINDCREST NURSING AND REHABILITATION CENTER	78624	S	S	S	S	S	S	S	S	S	S	S	S	S	S	NS	S	S	S	NS



ID	Provider Type	ID Type	Provider Name	Physical Zip Code	Initial	Sept 2021	Oct 2021	Nov 2021	Dec 2021	Jan 2022	Feb 2022	Mar 2022	Apr 2022	May 2022	Jun 2022	Jul 2022	Aug 2022	Sept 2022	Oct 2022	Nov 2022	Dec 2022	Jan 2023	Feb 2023
005300	NF	FACILITY ID	PFLUGERVILLE CARE CENTER	78660	S	S	S	S	S	S	S	S	S	S	S	NS	NS	NS	NS	NS	NS	S	S
005301	NF	FACILITY ID	KPC PROMISE SKILLED NURSING FACILITY OF WICHITA FALLS	76301	S	S	S	S	S	NS	NS	NS	NS	NS	NS	NS	NS	NS	NS	NS	NS	NS	NS
005303	NF	FACILITY ID	REGENT CARE CENTER OF LAREDO	78041	S	S	S	S	S	S	S	S	S	S	S	S	S	S	S	S	S	NS	NS
005304	NF	FACILITY ID	RJ MERIDIAN CARE OF SAN ANTONIO	78239	S	S	S	S	S	S	NS	S	S	S	S	S	S	NS	NS	NS	NS	NS	NS
005305	NF	FACILITY ID	WESTWARD TRAILS NURSING AND REHABILITATION	75964	S	S	S	S	S	S	S	S	S	S	NS	NS	NS	NS	NS	NS	NS	NS	NS
005306	NF	FACILITY ID	CHEROKEE ROSE NURSING AND REHABILITATION	76043	S	S	S	S	S	S	S	S	S	S	NS	NS	NS	NS	NS	NS	NS	NS	NS
005309	NF	FACILITY ID	SONGBIRD LODGE	76801	S	S	S	S	S	S	S	S	S	S	NS	NS	NS	NS	NS	NS	NS	NS	NS
005310	NF	FACILITY ID	FOCUSED CARE AT FORT STOCKTON	79735	S	S	S	S	S	S	S	S	S	S	S	NS	NS	NS	NS	NS	NS	NS	NS
005311	NF	FACILITY ID	MEDINA VALLEY HEALTH & REHABILITATION CENTER	78009	S	S	S	S	S	S	S	S	S	S	S	S	NS	S	S	S	S	S	S
005312	NF	FACILITY ID	DOGWOOD TRAILS MANOR	75979	S	S	S	S	S	S	S	S	S	S	NS	NS	NS	NS	NS	NS	NS	NS	NS
005313	NF	FACILITY ID	MCCULLOUGH HALL NURSING CENTER INC	78207	NS	NS	NS	NS	NS	NS	NS	NS	NS	NS	NS	NS	NS	NS	NS	NS	NS	NS	NS
005316	NF	FACILITY ID	FOCUSED CARE AT BEECHNUT	77072	S	S	S	S	S	S	S	S	S	S	S	NS	NS	NS	NS	NS	NS	NS	NS
005317	NF	FACILITY ID	THE HOMESTEAD OF DENISON	75020	S	S	S	S	S	S	S	S	S	S	S	S	S	S	NS	S	S	S	NS
005326	NF	FACILITY ID	LEGEND OAKS HEALTHCARE AND REHABILITATION CENTER GLADEWATER	75647	S	S	S	S	S	S	S	S	S	S	S	S	S	S	S	S	S	S	NS
005327	NF	FACILITY ID	SAN ANTONIO RESIDENCE AND REHABILITATION CENTER	78230	S	S	S	S	S	NS	NS	S	NS	NS	NS	NS	NS	NS	NS	NS	NS	NS	NS
005328	NF	FACILITY ID	PRAIRIE HOUSE LIVING CENTER	79072	S	S	S	S	S	S	S	S	S	S	S	S	NS	S	S	S	S	S	S
005330	NF	FACILITY ID	CASCADES AT GALVESTON	77554	S	NS	S	S	S	S	S	S	S	S	S	S	S	S	S	S	S	S	S
005331	NF	FACILITY ID	BLUEBONNET NURSING & REHABILITATION	78118	S	S	S	S	S	S	S	S	S	S	NS	NS	NS	NS	NS	NS	NS	NS	NS
005332	NF	FACILITY ID	MEMORIAL HEALTH CARE CENTER	79360	S	S	S	S	S	S	S	S	S	S	S	NS	NS	NS	NS	NS	NS	S	S
005333	NF	FACILITY ID	CAMBRIDGE HEALTH AND REHABILITATION CENTER	77469	S	S	S	S	S	S	S	S	S	S	S	S	S	S	S	S	S	S	NS
005336	NF	FACILITY ID	MATAGORDA NURSING & REHABILITATION CENTER, LLC	77414	S	S	S	S	S	S	S	S	S	S	S	NS	NS	NS	NS	NS	NS	NS	NS
005339	NF	FACILITY ID	LA BAHIA NURSING & REHABILITATION	77963	S	S	S	S	S	S	S	S	S	S	NS	NS	NS	NS	NS	NS	NS	NS	NS
005342	NF	FACILITY ID	RIVERWOOD HEALTHCARE	77864	S	S	S	S	S	NS	NS	NS	NS	NS	NS	NS	NS	NS	NS	NS	NS	NS	NS
005347	NF	FACILITY ID	WINDCREST HEALTH & REHABILITATION	79606	S	S	S	S	S	S	S	S	S	S	S	S	NS	S	S	S	S	S	S
005350	NF	FACILITY ID	SHEPHERD LTC PARTNERS INC	77371	S	S	S	S	S	S	S	S	S	S	S	S	S	S	NS	NS	NS	NS	NS
005352	NF	FACILITY ID	LEGACY WEST REHABILITATION AND HEALTHCARE	75110	S	S	S	NS	S	S	S	S	S	S	S	NS	NS	S	S	S	S	S	NS
005353	NF	FACILITY ID	FALCON LAKE NURSING HOME, LLC	78076	NS	NS	NS	NS	NS	S	S	S	S	S	S	S	S	S	S	S	S	S	S

ID	Provider Type	ID Type	Provider Name	Physical Zip Code	Initial	Sept 2021	Oct 2021	Nov 2021	Dec 2021	Jan 2022	Feb 2022	Mar 2022	Apr 2022	May 2022	Jun 2022	Jul 2022	Aug 2022	Sept 2022	Oct 2022	Nov 2022	Dec 2022	Jan 2023	Feb 2023
005355	NF	FACILITY ID	GOODALL WITCHER NURSING FACILITY	76634	NS	S	S	S	S	S	S	S	S	S	S	NS	NS	NS	NS	NS	NS	NS	NS
005357	NF	FACILITY ID	THE VILLAGE AT HERITAGE OAKS	75110	S	S	S	S	S	S	S	S	S	S	S	NS	NS	S	S	S	S	S	NS
005359	NF	FACILITY ID	BEACON HARBOR HEALTHCARE AND REHABILITATION	75087	S	S	S	S	S	S	S	S	S	S	S	S	S	S	S	S	S	S	NS
005360	NF	FACILITY ID	LEGACY AT TOWN CREEK	75801	S	S	S	NS	S	S	S	S	S	S	S	NS	NS	S	S	S	S	S	NS
005363	NF	FACILITY ID	HARMONEE HOUSE	79312	S	S	S	S	S	S	S	S	S	S	S	S	S	S	S	S	S	S	NS
005364	NF	FACILITY ID	PARK PLACE CARE CENTER	78626	S	S	S	S	S	S	S	S	S	S	S	NS	NS	NS	NS	NS	NS	S	S
005366	NF	FACILITY ID	REGENT CARE CENTER OF THE WOODLANDS LIMITED PARTNERSHIP	77381	S	S	S	S	S	S	S	S	S	S	S	S	S	S	S	S	S	NS	NS
005368	NF	FACILITY ID	THE PHOENIX POSTACUTE	77590	S	S	S	S	S	S	S	S	S	S	S	S	S	S	S	S	S	S	NS
005369	NF	FACILITY ID	OAK VILLAGE HEALTHCARE LTC PARTNERS INC	77566	S	S	S	S	S	S	S	S	S	S	S	S	S	S	NS	NS	NS	NS	NS
005374	NF	FACILITY ID	WHISPERING PINES LODGE	75601	S	S	S	S	S	S	S	S	S	S	NS	NS	NS	NS	NS	NS	NS	NS	NS
005377	NF	FACILITY ID	KRUSE VILLAGE SENIOR LIVING COMMUNITY	77833	S	S	S	S	S	S	S	S	NS	S	S	S	S	S	S	S	S	S	S
005378	NF	FACILITY ID	MESA SPRINGS HEALTHCARE CENTER	79606	S	S	S	S	S	S	S	S	S	S	S	S	S	S	S	S	S	S	NS
005380	NF	FACILITY ID	MOUNTAIN VILLA NURSING HOME	79930	S	S	S	S	S	S	S	S	S	S	S	S	S	S	S	S	S	S	NS
005386	NF	FACILITY ID	LEGEND HEALTHCARE AND REHABILITATION PARIS	75460	S	S	S	S	S	S	S	S	S	S	S	S	S	S	S	S	S	S	NS
005388	NF	FACILITY ID	MARINE CREEK NURSING & REHABILITATION	76106	S	S	S	S	S	S	S	S	S	S	NS	NS	NS	NS	NS	NS	NS	NS	NS
005389	NF	FACILITY ID	MERIDIAN CARE OF HEBBRONVILLE	78361	S	S	S	S	S	S	NS	S	S	S	S	S	S	NS	NS	NS	NS	NS	NS
005394	NF	FACILITY ID	ARBORETUM NURSING AND REHABILITATION CENTER OF WINNIE	77665	S	S	S	S	S	S	S	S	S	S	S	NS	NS	NS	NS	NS	NS	NS	NS
005399	NF	FACILITY ID	VICTORIA GARDENS OF FRISCO	75035	S	S	S	S	S	S	S	S	S	S	S	S	S	S	NS	S	S	S	NS
005400	NF	FACILITY ID	PARK MANOR OF SOUTH BELT	77089	S	S	S	S	S	S	S	S	S	S	S	NS	S	S	S	S	S	S	S
005404	NF	FACILITY ID	REGENT CARE CENTER OF EL PASO	79935	S	S	S	S	S	S	S	S	S	S	S	S	S	S	S	S	S	NS	NS
005406	NF	FACILITY ID	LIFE CARE CENTER OF PLANO	75075-3542	S	S	S	S	S	S	S	S	S	S	S	S	S	S	S	S	S	NS	S
050680	NF	FACILITY ID	REGENT CARE CENTER OF OAKWELL FARMS	78218	S	S	S	S	S	S	S	S	S	S	S	S	NS	S	NS	S	S	S	S
10	HOSPITAL	LIC NBR	W J MANGOLD MEMORIAL HOSPITAL	79241	S	S	S	S	S	S	S	S	S	S	S	S	S	NS	NS	NS	NS	NS	NS
100001	NF	FACILITY ID	FOCUSED CARE AT BURNET BAY	77521-3307	S	S	S	S	S	S	S	S	S	S	S	NS	NS	NS	NS	NS	NS	NS	NS
100002	HOSPITAL	LIC NBR	WADLEY REGIONAL MEDICAL CENTER	75501	S	S	S	S	S	S	S	S	S	S	S	S	S	S	S	S	S	NS	NS
100004	HOSPITAL	LIC NBR	SE TEXAS ER AND HOSPITAL	77338	NS	S	S	S	S	S	S	S	S	S	S	S	S	S	S	S	S	S	S
100010	HOSPITAL	LIC NBR	LINDA J WERLEIN CRISIS STABILIZATION UNIT	78028	NS	NS	NS	NS	NS	NS	NS	NS	NS	NS	NS	NS	NS	NS	NS	NS	NS	NS	NS
100011	HOSPITAL	LIC NBR	MEDICAL ARTS HOSPITAL	79331	S	S	S	S	S	S	S	S	S	S	S	S	S	NS	S	S	NS	NS	NS
100026	HOSPITAL	LIC NBR	ATRIUM MEDICAL CENTER LP	77477	S	S	S	S	S	S	S	S	S	S	NS	NS	S	NS	NS	NS	NS	NS	NS

ID	Provider Type	ID Type	Provider Name	Physical Zip Code	Initial	Sept 2021	Oct 2021	Nov 2021	Dec 2021	Jan 2022	Feb 2022	Mar 2022	Apr 2022	May 2022	Jun 2022	Jul 2022	Aug 2022	Sept 2022	Oct 2022	Nov 2022	Dec 2022	Jan 2023	Feb 2023
100034	NF	FACILITY ID	CALDER WOODS	77706	S	S	S	S	S	S	S	S	S	S	S	S	S	S	S	S	S	NS	S
100040	HOSPITAL	LIC NBR	SOUTH TEXAS SURGICAL HOSPITAL	78414	S	S	S	S	S	S	S	S	S	S	S	NS	S	NS	NS	NS	NS	NS	NS
100048	NF	FACILITY ID	FOCUSED CARE AT WEBSTER	77598	S	S	S	S	S	S	S	S	S	S	S	NS	NS	NS	NS	NS	NS	NS	NS
100065	Hospital	LIC NBR	BEHAVIORAL HOSPITAL OF BELLAIRE	77081	S	S	S	S	S	S	S	S	S	S	S	S	S	S	S	S	S	NS	NS
100066	HOSPITAL	LIC NBR	WILSON N JONES REGIONAL MEDICAL CENTER	75092	S	S	S	S	S	S	S	S	S	S	S	S	S	S	S	S	NS	NS	NS
100067	HOSPITAL	LIC NBR	MESQUITE REHABILITATION INSTITUTE	75149	S	S	S	S	S	S	S	S	S	S	S	S	S	S	NS	NS	NS	NS	NS
100075	HOSPITAL	LIC NBR	METHODIST HOSPITAL FOR SURGERY	75001	S	S	S	S	S	S	S	S	S	S	S	S	S	S	S	S	S	NS	S
100082	NF	FACILITY ID	THE CONCIERGE	77077	S	S	S	S	S	S	S	NS	NS	NS	NS	NS	NS	NS	NS	NS	NS	NS	NS
100087	Hospital	LIC NBR	MONTGOMERY COUNTY MENTAL HEALTH TREATMENT FACILITY	77301	NS	NS	NS	NS	NS	NS	NS	NS	NS	NS	NS	NS	NS	NS	NS	NS	NS	NS	NS
100088	HOSPITAL	LIC NBR	MAYHILL HOSPITAL	76208	S	S	S	S	S	S	S	S	S	S	S	S	S	S	S	S	S	NS	NS
100092	HOSPITAL	LIC NBR	BAYLOR SCOTT & WHITE INSTITUTE FOR REHABILITATION	75246	S	S	S	S	S	S	S	S	S	S	S	S	NS	S	NS	S	S	S	NS
100093	HOSPITAL	LIC NBR	BAYLOR SCOTT & WHITE INSTITUTE FOR REHABILITATION - FRISCO	75034	NS	S	S	S	S	S	S	S	S	S	S	S	NS	S	NS	S	S	S	NS
100099	HOSPITAL	LIC NBR	PSYCHIATRIC EMERGENCY TREATMENT CENTER	77301	NS	NS	NS	NS	NS	NS	NS	NS	NS	NS	NS	NS	NS	NS	NS	NS	NS	NS	NS
100101	HOSPITAL	LIC NBR	NEW BRAUNFELS REGIONAL REHABILITATION HOSPITAL	78130	S	S	S	S	S	S	S	S	S	S	S	S	S	S	NS	NS	NS	NS	NS
100104	HOSPITAL	LIC NBR	VALLEY BAPTIST MEDICAL CENTER	78550	S	S	S	S	S	S	S	S	S	S	S	NS	S	S	S	S	S	S	NS
100105	HOSPITAL	LIC NBR	VALLEY BAPTIST MEDICAL CENTER - BROWNSVILLE	78520	S	S	S	S	S	S	S	S	S	S	S	NS	S	S	S	S	S	S	NS
100106	Hospital	LIC NBR	OCEANS BEHAVIORAL HOSPITAL OF LONGVIEW	75605	S	S	S	S	S	S	S	S	S	S	S	S	S	S	NS	S	S	NS	NS
100114	Hospital	LIC NBR	LONE STAR BEHAVIORAL HEALTH CYPRESS	77429	NS	NS	NS	NS	NS	NS	NS	NS	NS	NS	NS	NS	NS	NS	NS	NS	NS	NS	NS
100116	HOSPITAL	LIC NBR	BAPTIST NEIGHBORHOOD HOSPITAL HAUSMAN	78249	S	S	S	S	S	S	NS	S	NS	NS	NS	NS	NS	NS	NS	NS	NS	NS	NS
100118	HOSPITAL	LIC NBR	VIBRA SPECIALTY HOSPITAL	75080	NS	NS	NS	NS	NS	NS	NS	NS	NS	NS	NS	NS	NS	NS	NS	NS	NS	NS	NS
100120	HOSPITAL	LIC NBR	BELLVILLE MEDICAL CENTER	77418	S	S	S	NS	NS	NS	NS	NS	NS	NS	NS	NS	NS	NS	NS	NS	S	S	S
100122	HOSPITAL	LIC NBR	SWISHER MEMORIAL HOSPITAL	79088	S	S	S	S	S	S	S	S	S	S	S	S	S	S	S	S	S	NS	NS
100124	HOSPITAL	LIC NBR	PAM SPECIALTY HOSPITAL OF NEW BRAUNFELS	78130	NS	NS	NS	NS	NS	NS	NS	NS	NS	NS	NS	NS	NS	NS	NS	NS	NS	NS	NS
100129	Hospital	LIC NBR	CARROLLTON SPRINGS	75010	NS	NS	NS	NS	NS	NS	NS	NS	NS	NS	NS	NS	NS	NS	NS	NS	NS	NS	NS
100131	HOSPITAL	LIC NBR	METHODIST RICHARDSON MEDICAL CENTER	75082	S	S	S	S	S	S	S	S	S	S	S	S	S	S	NS	S	S	S	NS
100133	HOSPITAL	LIC NBR	EL PASO CHILDRENS HOSPITAL	79905	S	S	S	S	S	S	S	S	S	S	S	S	S	S	S	S	NS	S	S
100134	HOSPITAL	LIC NBR	ST LUKES SUGAR LAND HOSPITAL	77478	S	S	S	S	S	S	S	S	S	S	S	S	S	S	S	NS	S	S	S
100144	Hospital	LIC NBR	THE MENNINGER CLINIC	77035	NS	NS	NS	NS	NS	NS	NS	NS	NS	NS	NS	NS	NS	NS	NS	NS	NS	NS	NS

ID	Provider Type	ID Type	Provider Name	Physical Zip Code	Initial	Sept 2021	Oct 2021	Nov 2021	Dec 2021	Jan 2022	Feb 2022	Mar 2022	Apr 2022	May 2022	Jun 2022	Jul 2022	Aug 2022	Sept 2022	Oct 2022	Nov 2022	Dec 2022	Jan 2023	Feb 2023
100145	HOSPITAL	LIC NBR	MARTIN COUNTY HOSPITAL DISTRICT	79782	S	S	S	S	S	S	S	S	S	S	S	S	S	S	S	NS	NS	NS	NS
100149	HOSPITAL	LIC NBR	SETON MEDICAL CENTER HARKER HEIGHTS	76548	S	S	S	S	S	S	S	S	S	S	S	S	NS	S	S	S	NS	NS	NS
100154	HOSPITAL	LIC NBR	PAMPA REGIONAL MEDICAL CENTER	79065	S	S	S	S	S	S	S	S	S	S	S	S	S	S	S	S	S	NS	NS
100157	HOSPITAL	LIC NBR	TEXAS HEALTH HUGULEY HOSPITAL	76028	S	S	S	S	S	S	S	S	S	S	S	S	S	S	S	S	NS	NS	NS
100173	HOSPITAL	LIC NBR	ASPIRE HOSPITAL LLC	77304	NS	NS	NS	NS	NS	NS	NS	NS	NS	NS	NS	NS	NS	NS	NS	NS	NS	NS	NS
100174	HOSPITAL	LIC NBR	ACCEL REHABILITATION HOSPITAL OF PLANO	75093	NS	NS	NS	NS	NS	NS	NS	NS	NS	NS	NS	NS	NS	NS	NS	NS	NS	NS	NS
100183	Hospital	LIC NBR	OCEANS BEHAVIORAL HOSPITAL OF THE PERMIAN BASIN	79706	S	S	S	S	S	S	S	S	S	S	S	S	S	S	NS	S	S	NS	NS
100187	HOSPITAL	LIC NBR	BAPTIST ST ANTHONYS HOSPITAL	79106	S	S	S	S	S	S	S	S	S	S	S	S	NS	S	S	S	NS	NS	NS
100195	Hospital	LIC NBR	AUSTIN OAKS HOSPITAL	78745	S	S	S	S	S	S	S	S	S	S	S	S	S	S	S	S	S	NS	NS
100202	HOSPITAL	LIC NBR	CRESCENT MEDICAL CENTER LANCASTER	75146	S	S	S	S	S	S	S	S	S	S	S	S	S	S	S	S	S	S	NS
100203	HOSPITAL	LIC NBR	PAM REHABILITATION HOSPITAL OF ALLEN	75013	NS	NS	NS	NS	NS	NS	NS	NS	NS	NS	NS	NS	NS	NS	NS	NS	NS	NS	NS
100207	HOSPITAL	LIC NBR	HEART OF TEXAS HEALTHCARE SYSTEM	76825	S	S	S	S	S	S	S	S	NS	NS	NS	NS	NS	NS	NS	NS	NS	NS	NS
100212	Hospital	LIC NBR	OCEANS BEHAVIORAL HOSPITAL OF ABILENE	79602	S	S	S	S	S	S	S	S	S	S	S	S	S	S	NS	S	S	NS	NS
100213	HOSPITAL	LIC NBR	GLEN ROSE MEDICAL CENTER	76043	S	S	S	S	S	S	S	S	S	S	S	S	S	NS	NS	NS	NS	NS	NS
100214	HOSPITAL	LIC NBR	DALLAS MEDICAL CENTER	75234	S	S	S	S	S	S	NS	S	S	S	S	S	S	S	S	S	NS	NS	NS
100216	HOSPITAL	LIC NBR	ARISE AUSTIN MEDICAL CENTER	78746	NS	NS	NS	NS	NS	NS	NS	NS	NS	NS	NS	NS	NS	NS	NS	NS	NS	NS	NS
100217	HOSPITAL	LIC NBR	CORPUS CHRISTI REHABILITATION HOSPITAL	78414	S	S	S	S	S	S	S	S	S	S	S	S	S	S	NS	NS	NS	NS	NS
100219	HOSPITAL	LIC NBR	PAM SPECIALTY HOSPITAL OF VICTORIA SOUTH	77901	NS	NS	NS	NS	NS	NS	NS	NS	NS	NS	NS	NS	NS	NS	NS	NS	NS	NS	NS
100221	HOSPITAL	LIC NBR	STEPHENS MEMORIAL HOSPITAL	76424	S	S	S	S	S	NS	NS	NS	NS	NS	NS	S	S	S	S	S	S	NS	NS
100222	HOSPITAL	LIC NBR	VIBRA HOSPITAL OF AMARILLO	79124	NS	NS	NS	NS	NS	NS	S	NS	NS	NS	NS	NS	NS	NS	NS	NS	NS	NS	NS
100223	HOSPITAL	LIC NBR	VIBRA REHABILITATION HOSPITAL OF AMARILLO	79106	NS	NS	NS	NS	NS	NS	S	S	S	S	S	NS	NS	NS	NS	NS	NS	NS	NS
100225	Hospital	LIC NBR	DALLAS BEHAVIORAL HEALTHCARE HOSPITAL LLC	75115	S	S	S	S	S	S	S	S	S	S	S	S	S	S	S	S	S	NS	S
100229	HOSPITAL	LIC NBR	PAM REHABILITATION HOSPITAL OF VICTORIA	77904	NS	NS	NS	NS	NS	NS	NS	NS	NS	NS	NS	NS	NS	NS	NS	NS	NS	NS	NS
100231	Hospital	LIC NBR	MESA SPRINGS	76123	NS	NS	NS	NS	NS	NS	NS	NS	NS	NS	NS	NS	NS	NS	NS	NS	NS	NS	NS
100233	Hospital	LIC NBR	OCEANS BEHAVIORAL HOSPITAL OF LUFKIN	75904	S	S	S	S	S	S	S	S	S	S	S	S	S	S	NS	S	S	NS	NS
100242	Hospital	LIC NBR	ROCK SPRINGS	78626	NS	S	S	S	S	S	S	S	S	S	S	S	S	S	S	S	S	S	S
100254	HOSPITAL	LIC NBR	ALTUS BAYTOWN HOSPITAL, BAYTOWN MEDICAL CENTER	77521	NS	NS	NS	NS	NS	NS	NS	NS	NS	NS	NS	NS	NS	NS	NS	NS	NS	NS	NS
100255	HOSPITAL	LIC NBR	RESOLUTE HEALTH	78130	S	S	S	S	S	S	S	S	S	S	S	NS	S	S	S	S	S	S	NS

ID	Provider Type	ID Type	Provider Name	Physical Zip Code	Initial	Sept 2021	Oct 2021	Nov 2021	Dec 2021	Jan 2022	Feb 2022	Mar 2022	Apr 2022	May 2022	Jun 2022	Jul 2022	Aug 2022	Sept 2022	Oct 2022	Nov 2022	Dec 2022	Jan 2023	Feb 2023
100257	Hospital	LIC NBR	GEORGETOWN BEHAVIORAL HEALTH INSTITUTE LLC	78626	S	S	S	S	S	S	S	S	S	S	S	S	NS	NS	NS	NS	NS	NS	NS
100258	HOSPITAL	LIC NBR	BAYLOR SCOTT & WHITE EMERGENCY HOSPITAL MANSFIELD	76063	S	S	S	S	S	S	S	S	S	S	S	S	S	NS	NS	NS	NS	NS	NS
100261	HOSPITAL	LIC NBR	WARM SPRINGS REHABILITATION HOSPITAL OF KYLE	78640	NS	NS	NS	NS	NS	NS	NS	NS	NS	NS	NS	NS	NS	NS	NS	NS	NS	NS	NS
100265	HOSPITAL	LIC NBR	WOODLANDS SPECIALTY HOSPITAL LLC	77386	NS	NS	NS	NS	NS	NS	NS	NS	NS	NS	NS	NS	NS	NS	NS	NS	NS	NS	NS
100270	Hospital	LIC NBR	WESTPARK SPRINGS	77407	NS	NS	NS	NS	NS	NS	NS	NS	NS	NS	NS	NS	NS	NS	NS	NS	NS	NS	NS
100272	Hospital	LIC NBR	HAVEN BEHAVIORAL HOSPITAL OF FRISCO	75034	NS	NS	NS	NS	NS	NS	NS	NS	NS	NS	NS	NS	NS	NS	NS	NS	NS	NS	NS
100276	HOSPITAL	LIC NBR	SELECT SPECIALTY HOSPITAL - DALLAS (DOWNTOWN)	75246	S	S	S	S	S	S	S	NS	NS	S	S	S	NS	S	NS	S	S	S	NS
100278	HOSPITAL	LIC NBR	PAM SPECIALTY HOSPITAL OF TEXARKANA NORTH	75503	NS	NS	NS	NS	NS	NS	NS	NS	NS	NS	NS	NS	NS	NS	NS	NS	NS	NS	NS
100280	HOSPITAL	LIC NBR	PAM SPECIALTY HOSPITAL OF CORPUS CHRISTI BAYFRONT	78401	NS	NS	NS	NS	NS	NS	NS	NS	NS	NS	NS	NS	NS	NS	NS	NS	NS	NS	NS
100283	HOSPITAL	LIC NBR	HCA HOUSTON HEALTHCARE PEARLAND	77584	S	S	S	S	S	S	S	S	S	S	S	S	S	S	S	S	S	NS	S
100287	HOSPITAL	LIC NBR	LAREDO REHABILITATION HOSPITAL	78041	S	S	S	S	S	S	S	S	S	S	S	S	S	S	NS	NS	NS	NS	NS
100288	HOSPITAL	LIC NBR	MEDICAL CITY ALLIANCE	76177	S	S	S	S	S	S	S	S	S	S	S	S	S	S	S	S	S	NS	S
100289	Hospital	LIC NBR	OCEANS BEHAVIORAL HOSPITAL OF KATY	77450	S	S	S	S	S	S	S	S	S	S	S	S	S	S	NS	S	S	NS	NS
100290	Hospital	LIC NBR	CROSS CREEK HOSPITAL	78754	NS	NS	NS	NS	NS	NS	NS	NS	NS	NS	NS	NS	NS	NS	NS	NS	NS	NS	NS
100291	HOSPITAL	LIC NBR	CHILDRENS MEDICAL CENTER PLANO	75024	S	NS	S	S	S	S	S	S	S	S	S	S	S	S	S	S	S	S	S
100292	HOSPITAL	LIC NBR	DALLAS REGIONAL MEDICAL CENTER	75149	S	S	S	S	S	S	S	S	S	S	S	S	S	S	S	S	S	NS	NS
100293	HOSPITAL	LIC NBR	CORNERSTONE SPECIALTY HOSPITALS AUSTIN	78756	S	S	S	S	S	S	S	S	S	S	S	S	S	S	NS	S	NS	NS	NS
100297	HOSPITAL	LIC NBR	WESLACO REGIONAL REHABILITATION HOSPITAL	78596	S	S	S	S	S	S	S	S	S	S	S	S	S	S	NS	NS	NS	NS	NS
100298	HOSPITAL	LIC NBR	SOLARA SPECIALTY HOSPITALS MCALLEN	78503	S	S	S	S	S	S	S	S	S	S	S	S	S	S	NS	S	NS	NS	NS
100301	HOSPITAL	LIC NBR	PAM REHABILITATION HOSPITAL OF CLEAR LAKE	77598	NS	NS	NS	NS	NS	NS	NS	NS	NS	NS	NS	NS	NS	NS	NS	NS	NS	NS	NS
100308	HOSPITAL	LIC NBR	PREMIER SPECIALTY HOSPITAL OF EL PASO	79902	S	S	S	S	S	S	S	S	NS	NS	NS	NS	NS	NS	NS	NS	NS	NS	NS
100313	NF	FACILITY ID	SAGECREST ALZHEIMERS CARE CENTER	76903	S	S	S	S	S	S	S	S	S	S	S	S	S	S	S	S	S	NS	S
100314	HOSPITAL	LIC NBR	CORNERSTONE SPECIALTY HOSPITALS CLEAR LAKE	77598	S	S	S	S	S	S	S	S	S	S	S	S	S	S	NS	NS	NS	NS	NS

ID	Provider Type	ID Type	Provider Name	Physical Zip Code	Initial	Sept 2021	Oct 2021	Nov 2021	Dec 2021	Jan 2022	Feb 2022	Mar 2022	Apr 2022	May 2022	Jun 2022	Jul 2022	Aug 2022	Sept 2022	Oct 2022	Nov 2022	Dec 2022	Jan 2023	Feb 2023
100317	HOSPITAL	LIC NBR	CORNERSTONE SPECIALTY HOSPITALS CONROE	77304	S	S	S	S	S	S	S	S	S	S	S	S	S	S	NS	S	NS	NS	NS
100318	HOSPITAL	LIC NBR	HIGHLANDS REHABILITATION HOSPITAL	767105651	NS	NS	NS	NS	NS	NS	NS	NS	NS	NS	NS	NS	NS	NR	NR	NR	NR	NR	NR
100322	HOSPITAL	LIC NBR	FAITH COMMUNITY HOSPITAL	76458	S	S	S	S	S	S	S	S	S	S	S	S	S	S	S	S	S	NS	S
100324	HOSPITAL	LIC NBR	LEGENT ORTHOPEDIC + SPINE	78249	NS	NS	NS	NS	NS	NS	NS	NS	NS	NS	NS	NS	NS	NS	NS	NS	NS	NS	NS
100328	HOSPITAL	LIC NBR	WEATHERFORD REHABILITATION HOSPITAL LLC	76086	NS	S	NS	S	S	S	S	S	S	S	S	S	S	S	S	S	S	S	S
100330	HOSPITAL	LIC NBR	TRUSTPOINT REHABILITATION HOSPITAL OF LUBBOCK	79415	NS	NS	NS	NS	NS	NS	NS	NS	NS	NS	NS	NS	NS	NS	NS	NS	NS	NS	NS
100332	HOSPITAL	LIC NBR	CLEVELAND EMERGENCY HOSPITAL	77338	NS	NS	NS	NS	NS	NS	NS	NS	NS	NS	NS	NS	NS	NS	NS	NS	NS	NS	NS
100337	Hospital	LIC NBR	SUN BEHAVIORAL HOUSTON	77054	S	S	S	S	S	S	S	S	S	S	S	S	S	S	NS	S	S	S	S
100341	HOSPITAL	LIC NBR	MID-JEFFERSON EXTENDED CARE HOSPITAL	77627	NS	NS	NS	NS	NS	NS	NS	NS	NS	NS	NS	NS	NS	NS	NS	NS	NS	NS	NS
100342	HOSPITAL	LIC NBR	FIRST BAPTIST MEDICAL CENTER	75231	NS	NS	NS	NS	NS	NS	NS	NS	NS	NS	NS	NS	NS	NS	NS	NS	NS	NS	NS
100344	HOSPITAL	LIC NBR	RIVER OAKS HOSPITALS & CLINICS	77015	S	NS	NS	NS	NS	NS	NS	NS	NS	NS	NS	NS	NS	NS	NS	NS	NS	NS	NS
100353	HOSPITAL	LIC NBR	PAM REHABILITATION HOSPITAL OF BEAUMONT	77707	NS	NS	NS	NS	NS	NS	NS	NS	NS	NS	NS	NS	NS	NS	NS	NS	NS	NS	NS
100361	HOSPITAL	LIC NBR	SAINT CAMILLUS MEDICAL CENTER	76054	NS	NS	NS	NS	NS	NS	NS	NS	NS	NS	NS	NS	NS	NR	NR	NR	NR	NR	NR
100363	HOSPITAL	LIC NBR	HORIZON MEDICAL CENTER OF DENTON	76208	S	S	S	S	S	S	S	S	S	S	S	S	S	NS	S	S	S	S	NS
100364	Hospital	LIC NBR	PALMS BEHAVIORAL HEALTH	78550	NS	NS	NS	NS	NS	NS	NS	NS	NS	NS	NS	NS	NS	NS	NS	NS	NS	NS	NS
100367	HOSPITAL	LIC NBR	REAGAN MEMORIAL HOSPITAL	76932	S	S	S	S	S	S	S	S	S	S	S	S	NS	NS	NS	NS	NS	NS	NS
100370	HOSPITAL	LIC NBR	EMINENT MEDICAL CENTER	75080	NS	NS	NS	NS	NS	NS	NS	NS	NS	NS	NS	NS	NS	NS	NS	NS	NS	NS	NS
100371	Hospital	LIC NBR	EATING RECOVERY CENTER	75093	NS	NS	NS	NS	NS	NS	NS	NS	NS	NS	NS	NS	NS	NS	NS	NS	NS	NS	NS
100371	Hospital	LIC NBR	EATING RECOVERY CENTER - LEGACY	75093	NS	NS	NS	NS	NS	NS	NS	NS	NS	NS	NS	NS	NS	NS	NS	NS	NS	NS	NS
100376	HOSPITAL	LIC NBR	THE HOSPITALS OF PROVIDENCE TRANSMOUNTAIN CAMPUS	79911	S	S	S	S	S	S	S	S	S	S	S	NS	S	S	S	S	S	S	NS
100381	HOSPITAL	LIC NBR	PAM SPECIALTY HOSPITAL OF SAN ANTONIO	78249	NS	NS	NS	NS	NS	NS	NS	NS	NS	NS	NS	NS	NS	NS	NS	NS	NS	NS	NS
100391	HOSPITAL	LIC NBR	METHODIST HOSPITAL   ATASCOSA	78026	S	S	S	S	S	S	S	S	S	S	S	S	S	S	S	S	S	NS	S
100392	HOSPITAL	LIC NBR	TEXAS RURAL HOSPITALS	77327	NS	NS	NS	NS	NS	NS	NS	NS	NS	NS	NS	NS	NS	NS	NS	NS	NS	NS	NS
100395	HOSPITAL	LIC NBR	THE HOSPITALS OF PROVIDENCE HORIZON CITY CAMPUS	79928	S	S	S	S	S	S	NS	S	NS	NS	NS	NS	NS	NS	NS	NS	NS	NS	NS
100399	HOSPITAL	LIC NBR	WINKLER COUNTY MEMORIAL HOSPITAL	79745	S	S	S	S	S	S	S	S	S	S	S	S	S	S	S	NS	S	S	S
100400	HOSPITAL	LIC NBR	MEDICAL CITY WEATHERFORD	76086	S	S	S	S	S	S	S	S	S	S	S	S	S	S	S	S	S	NS	S
100404	Hospital	LIC NBR	TEXAS HEALTH SPRINGWOOD BEHAVIORAL HEALTH HOSPITAL	76022	NS	NS	NS	NS	NS	NS	NS	NS	NS	NS	NS	NS	NS	NS	NS	NS	NS	NS	NS



ID	Provider Type	ID Type	Provider Name	Physical Zip Code	Initial	Sept 2021	Oct 2021	Nov 2021	Dec 2021	Jan 2022	Feb 2022	Mar 2022	Apr 2022	May 2022	Jun 2022	Jul 2022	Aug 2022	Sept 2022	Oct 2022	Nov 2022	Dec 2022	Jan 2023	Feb 2023
100405	Hospital	LIC NBR	TEXAS HEALTH SEAY BEHAVIORAL HEALTH HOSPITAL	75093	NS	NS	NS	NS	NS	NS	NS	NS	NS	NS	NS	NS	NS	NS	NS	NS	NS	NS	NS
100407	HOSPITAL	LIC NBR	ALTUS HOUSTON HOSPITAL, CELESTIAL HOSPITAL, ODYSSEY HOSPITAL	77072	NS	NS	NS	NS	NS	NS	NS	NS	NS	NS	NS	NS	NS	NS	NS	NS	NS	NS	NS
100409	HOSPITAL	LIC NBR	HCA HOUSTON HEALTHCARE TOMBALL	77375	S	S	S	S	S	S	S	S	S	S	S	S	S	S	S	S	S	NS	S
100410	HOSPITAL	LIC NBR	HCA HOUSTON HEALTHCARE MEDICAL CENTER	77004	S	S	S	S	S	S	S	S	S	S	S	S	S	S	S	S	S	NS	S
100412	HOSPITAL	LIC NBR	CORNERSTONE SPECIALTY HOSPITALS HOUSTON MEDICAL CENTER	77004	S	S	S	S	S	S	S	S	S	S	S	S	S	S	NS	NS	NS	NS	NS
100414	HOSPITAL	LIC NBR	CHRISTUS DUBUIS HOSPITAL OF BEAUMONT	77702	S	S	S	S	S	S	S	S	S	S	S	S	NS	NS	NS	NS	NS	NS	NS
100416	HOSPITAL	LIC NBR	KINGWOOD EMERGENCY HOSPITAL	77339	S	S	S	S	S	S	S	S	S	S	S	S	S	S	S	S	S	NS	S
100417	HOSPITAL	LIC NBR	CROCKETT MEDICAL CENTER	75835	S	NS	NS	NS	NS	NS	NS	NS	NS	NS	NS	NS	NS	NS	NS	NS	NS	NS	NS
100419	HOSPITAL	LIC NBR	LAKE TRAVIS ER LLC	78732	NS	NS	NS	NS	NS	NS	NS	NS	NS	NS	NS	NS	NS	NS	NS	NS	NS	NS	NS
100420	HOSPITAL	LIC NBR	CAPROCK HOSPITAL	77802	NS	NS	NS	NS	NS	NS	NS	NS	NS	NS	NS	NS	NS	NS	NS	NS	NS	NS	NS
100422	HOSPITAL	LIC NBR	WHITE ROCK MEDICAL CENTER	75218	S	S	S	S	S	S	S	S	S	S	S	S	NS	NS	NS	NS	NS	NS	NS
100423	HOSPITAL	LIC NBR	PAM REHABILITATION HOSPITAL OF CORPUS CHRISTI	78401	NS	NS	NS	NS	NS	NS	NS	NS	NS	NS	NS	NS	NS	NS	NS	NS	NS	NS	NS
100426	HOSPITAL	LIC NBR	UT HEALTH EAST TEXAS ATHENS HOSPITAL	75751	S	S	S	S	S	S	S	S	S	S	S	S	NS	S	S	S	NS	NS	NS
100427	HOSPITAL	LIC NBR	UT HEALTH EAST TEXAS CARTHAGE HOSPITAL	75633	S	S	S	S	S	S	S	S	S	S	S	S	NS	S	S	S	NS	NS	NS
100428	HOSPITAL	LIC NBR	UT HEALTH EAST TEXAS HENDERSON HOSPITAL	75652	S	S	S	S	S	S	S	S	S	S	S	S	NS	S	S	S	NS	NS	NS
100429	HOSPITAL	LIC NBR	UT HEALTH EAST TEXAS JACKSONVILLE HOSPITAL	75766	S	S	S	S	S	S	S	S	S	S	S	S	NS	S	S	S	NS	NS	NS
100430	HOSPITAL	LIC NBR	UT HEALTH EAST TEXAS PITTSBURG HOSPITAL	75686	S	S	S	S	S	S	S	S	S	S	S	S	NS	S	S	S	NS	NS	NS
100431	HOSPITAL	LIC NBR	UT HEALTH EAST TEXAS QUITMAN HOSPITAL	75783	S	S	S	S	S	S	S	S	S	S	S	S	NS	S	S	S	NS	NS	NS
100432	Hospital	LIC NBR	WOODLAND SPRINGS	77384	S	S	S	S	S	S	S	S	S	S	S	NS	NS	NS	NS	NS	NS	NS	NS
100433	HOSPITAL	LIC NBR	UT HEALTH EAST TEXAS TYLER REGIONAL HOSPITAL	75701	S	S	S	S	S	S	S	S	S	S	S	S	NS	S	S	S	NS	NS	NS
100436	HOSPITAL	LIC NBR	UT HEALTH EAST TEXAS REHABILITATION HOSPITAL	75701	S	S	S	S	S	S	S	S	S	S	S	S	NS	S	S	S	NS	NS	NS
100438	HOSPITAL	LIC NBR	BAYLOR SCOTT & WHITE INSTITUTE FOR REHABILITATION - LAKEWAY	78734	NS	S	S	S	S	S	S	S	S	S	S	S	NS	S	NS	S	S	S	NS
100447	HOSPITAL	LIC NBR	SUGARLAND REHAB HOSPITAL	75241	S	S	S	S	NS	NS	NS	NS	NS	NS	NS	NS	NS	NR	NR	NR	NR	NR	NR
100451	HOSPITAL	LIC NBR	PAM REHABILITATION HOSPITAL OF ROUND ROCK	78665	NS	NS	NS	NS	NS	NS	NS	NS	NS	NS	NS	NS	NS	NS	NS	NS	NS	NS	NS

ID	Provider Type	ID Type	Provider Name	Physical Zip Code	Initial	Sept 2021	Oct 2021	Nov 2021	Dec 2021	Jan 2022	Feb 2022	Mar 2022	Apr 2022	May 2022	Jun 2022	Jul 2022	Aug 2022	Sept 2022	Oct 2022	Nov 2022	Dec 2022	Jan 2023	Feb 2023
100456	Hospital	LIC NBR	RIO VISTA BEHAVIORAL HEALTH	79912	S	S	S	S	S	S	S	S	S	S	S	S	S	S	S	NS	NS	NS	NS
100459	Hospital	LIC NBR	OCEANS BEHAVIORAL HOSPITAL OF PASADENA	77505	S	S	S	S	S	S	S	S	S	S	S	S	S	S	NS	S	S	NS	NS
100463	HOSPITAL	LIC NBR	SCENIC MOUNTAIN MEDICAL CENTER, A STEWARD FAMILY HOSPITAL	79720	S	S	S	S	S	S	S	S	S	S	S	S	S	S	S	S	S	NS	NS
100470	HOSPITAL	LIC NBR	EVEREST REHABILITATION HOSPITAL LONGVIEW	75605	S	NS	NS	NS	NS	NS	NS	NS	NS	NS	NS	NS	NS	NS	NS	NS	NS	NS	NS
100471	Hospital	LIC NBR	PERIMETER BEHAVIORAL HOSPITAL OF ARLINGTON	76001	S	S	S	S	S	NS	S	S	NS	S	S	S	S	S	NS	NS	NS	NS	NS
100475	HOSPITAL	LIC NBR	EVEREST REHABILITATION HOSPITAL TEMPLE	76504	S	NS	NS	NS	NS	NS	NS	NS	NS	NS	NS	NS	NS	NS	NS	NS	NS	NS	NS
100479	HOSPITAL	LIC NBR	COBALT REHABILITATION HOSPITAL EL PASO	79902	NS	NS	NS	NS	NS	NS	NS	NS	NS	NS	NS	NS	NS	NS	NS	NS	NS	NS	NS
100480	HOSPITAL	LIC NBR	KPC PROMISE HOSPITAL OF DALLAS	75235	NS	NS	NS	NS	NS	NS	NS	NS	NS	NS	NS	NS	NS	NS	NS	NS	NS	NS	NS
100484	HOSPITAL	LIC NBR	KPC PROMISE HOSPITAL OF WICHITA FALLS	76301	NS	NS	NS	NS	NS	NS	NS	NS	NS	NS	NS	NS	NS	NS	NS	NS	NS	NS	NS
100487	Hospital	LIC NBR	PERIMETER BEHAVIORAL HOSPITAL OF DALLAS	75042	S	S	S	S	NS	S	S	S	S	S	S	S	S	S	NS	NS	NS	NS	NS
100488	HOSPITAL	LIC NBR	ST MICHAELS ELITE HOSPITAL	77479	S	S	S	S	S	S	S	S	NS	S	S	NS	S	NS	S	NS	NS	NS	NS
100491	HOSPITAL	LIC NBR	FIRST SURGICAL HOSPITAL	77401	NS	NS	NS	NS	NS	NS	NS	NS	NS	NS	NS	NS	NS	NS	NS	NS	NS	NS	NS
100495	HOSPITAL	LIC NBR	BRUSHY CREEK FAMILY HOSPITAL LLC	78681	NS	NS	NS	NS	NS	NS	NS	NS	NS	NS	NS	NS	NS	NS	NS	NS	NS	NS	NS
100496	HOSPITAL	LIC NBR	PAM SPECIALTY HOSPITAL OF SAN ANTONIO MEDICAL CENTER	78240	NS	NS	NS	NS	NS	NS	NS	NS	NS	NS	NS	NS	NS	NS	NS	NS	NS	NS	NS
100499	HOSPITAL	LIC NBR	LUMBERTON HOSPITAL LLC	77657	NS	NS	NS	NS	NS	NS	NS	NS	NS	NS	NS	S	S	S	S	S	S	S	S
100501	HOSPITAL	LIC NBR	TEXAS SURGICAL HOSPITAL	75093	NS	NS	NS	NS	NS	NS	NS	NS	NS	NS	NS	NS	NS	NS	NS	NS	NS	NS	NS
100502	HOSPITAL	LIC NBR	LIFECARE HOSPITALS OF NORTH TEXAS - DALLAS	76132	NS	NS	NS	NS	NS	NS	NS	NS	NS	NS	NS	NS	NS	NS	NS	NS	NS	NS	NS
100510	Hospital	LIC NBR	OCEANS BEHAVIORAL HOSPITAL OF WACO	76712	S	S	S	S	S	S	S	S	S	S	S	S	S	S	NS	S	S	NS	NS
100515	Hospital	LIC NBR	CARRUS BEHAVIORAL HOSPITAL	75092	S	NS	NS	NS	NS	NS	NS	NS	NS	NS	NS	NS	NS	NS	NS	NS	NS	NS	NS
100517	Hospital	LIC NBR	WELLBRIDGE HEALTHCARE FORT WORTH	76132	NS	NS	NS	NS	NS	NS	NS	NS	NS	NS	NS	NS	NS	NS	NS	NS	NS	NS	NS
100518	Hospital	LIC NBR	WELLBRIDGE HEALTHCARE GREATER DALLAS	75093	NS	NS	NS	NS	NS	NS	NS	NS	NS	NS	NS	NS	NS	NS	NS	NS	NS	NS	NS
100520	HOSPITAL	LIC NBR	SPRING HOSPITAL	77379	NS	NS	NS	NS	NS	NS	NS	NS	NS	NS	NS	NS	NS	NS	NS	NS	NS	NS	NS
100521	HOSPITAL	LIC NBR	BORDER REGION BEHAVIORAL HEALTH CENTER - CASA AMISTAD	78041	NS	NS	NS	NS	NS	NS	NS	NS	NS	NS	NS	NS	NS	NS	NS	NS	NS	NS	NS
100523	Hospital	LIC NBR	CANYON CREEK BEHAVIORAL HEALTH	76502	S	S	S	S	S	S	S	S	S	S	S	S	S	S	S	S	S	NS	NS
100524	HOSPITAL	LIC NBR	TEXAS HEALTH HOSPITAL MANSFIELD	76063	S	S	S	S	S	S	S	S	S	S	S	S	S	S	S	S	S	NS	NS



ID	Provider Type	ID Type	Provider Name	Physical Zip Code	Initial	Sept 2021	Oct 2021	Nov 2021	Dec 2021	Jan 2022	Feb 2022	Mar 2022	Apr 2022	May 2022	Jun 2022	Jul 2022	Aug 2022	Sept 2022	Oct 2022	Nov 2022	Dec 2022	Jan 2023	Feb 2023
100528	HOSPITAL	LIC NBR	HENDRICK MEDICAL CENTER BROWNWOOD	76801	S	S	S	S	S	S	S	S	S	S	NS	NS	S	S	S	S	S	S	S
100529	HOSPITAL	LIC NBR	METHODIST MIDLOTHIAN MEDICAL CENTER	76065	S	S	S	S	S	S	S	S	S	S	S	S	S	S	NS	S	S	S	NS
100532	HOSPITAL	LIC NBR	BEAUMONT EMERGENCY HOSPITAL	77707	S	S	S	S	S	S	S	S	S	S	S	S	S	S	S	S	NS	NS	NS
100533	HOSPITAL	LIC NBR	CLEARSKY REHABILITATION HOSPITAL OF FLOWER MOUND	75022	NS	NS	NS	NS	NS	NS	NS	NS	NS	NS	NS	NS	NS	NS	NS	NS	NS	NS	NS
100534	Hospital	LIC NBR	MEDICAL BEHAVIORAL HOSPITAL OF CLEAR LAKE	77058	NS	NS	NS	NS	NS	NS	NS	NS	NS	NS	NS	NS	NS	NS	NS	NS	NS	NS	NS
100536	Hospital	LIC NBR	OCEANS BEHAVIORAL HOSPITAL OF AMARILLO	79124	S	S	S	S	S	S	S	S	S	S	S	S	S	S	NS	S	S	NS	NS
100538	HOSPITAL	LIC NBR	ELITE CARE EMERGENCY CENTER	77573	NS	NS	NS	NS	NS	NS	NS	NS	NS	NS	NS	NS	NS	NS	NS	NS	NS	NS	NS
100540	HOSPITAL	LIC NBR	METHODIST SOUTHLAKE MEDICAL CENTER	76092	S	S	S	S	S	S	S	S	S	S	S	S	S	S	NS	S	S	S	NS
100544	HOSPITAL	LIC NBR	NACOGDOCHES MEMORIAL HOSPITAL	75961	NS	S	S	S	S	S	S	S	S	NS	S	S	S	S	S	S	NS	S	S
100547	HOSPITAL	LIC NBR	VAN ZANDT REGIONAL HOSPITAL	75140	NS	NS	NS	NS	NS	NS	NS	NS	NS	NS	NS	NS	NS	NS	NS	NS	NS	NS	NS
100548	HOSPITAL	LIC NBR	PATIENTS EMERGENCY ROOM	77521	NS	NS	NS	NS	NS	NS	NS	NS	NS	NS	NS	NS	NS	NS	NS	NR	NR	NR	NR
100549	HOSPITAL	LIC NBR	TRINITY REGIONAL HOSPITAL SACHSE	75048	NS	NS	NS	NS	NS	NS	NS	NS	NS	NS	NS	NS	NS	NS	NS	NS	NS	NS	NS
100551	HOSPITAL	LIC NBR	ADVANCED DALLAS HOSPITALS AND CLINICS	75231	NS	NS	NS	NS	NS	NS	NS	NS	NS	NS	NS	NS	NS	NS	NS	NS	NS	NS	NS
100553	HOSPITAL	LIC NBR	MERIDIAN HOSPITAL PLLC	77055	NS	NS	NS	NS	NS	NS	NS	NS	NS	NS	NS	NS	NS	NS	NS	NS	NS	NS	NS
100555	HOSPITAL	LIC NBR	LEGENT NORTH HOUSTON SURGICAL HOSPITAL	77375	S	S	S	S	S	S	S	S	S	S	S	S	S	S	S	S	S	NS	S
100558	HOSPITAL	LIC NBR	NEW BRAUNFELS ER & HOSPITAL	78132	NS	NS	NS	NS	NS	NS	NS	NS	NS	NS	NS	NS	NS	NS	NS	NS	NS	NS	NS
100559	HOSPITAL	LIC NBR	PAM HEALTH REHABILITATION HOSPITAL OF SUGAR LAND	75071	NR	NR	NR	NR	NS	NS	NS	NS	NS	NS	NS	NS	NS	NS	NS	NS	NS	NS	NS
100559	HOSPITAL	LIC NBR	PAM HEALTH REHABILITATION HOSPITAL OF SUGAR LAND	77479	NR	NR	NR	NR	NR	NS	NS	NS	NS	NS	NS	NS	NS	NS	NS	NS	NS	NS	NS
100561	HOSPITAL	LIC NBR	EXCEPTIONAL COMMUNITY HOSPITAL AMARILLO	79106	NR	NR	NR	NR	NR	NR	NR	NR	NR	NS	NS	NS	NS	NS	NS	NS	NS	NS	NS
100561	Hospital	LIC NBR	EXCEPTIONAL COMMUNITY HOSPITAL AMARILLO	79549	NR	NR	NR	NR	NR	NR	NR	NR	NR	NS	NS	NS	NS	NS	NS	NS	NS	NS	NS
100562	HOSPITAL	LIC NBR	ER TX MEDICAL CENTER MANSFIELD	76063	NS	NS	NS	NS	NS	NS	NS	NS	NS	NS	NS	NS	NS	NS	NS	NS	NS	NS	NS
100562	Hospital	LIC NBR	ER TX MEDICAL CENTER MANSFIELD	78681	NS	NS	NS	NS	NS	NS	NS	NS	NS	NS	NS	NS	NS	NS	NS	NS	NS	NS	NS
100563	HOSPITAL	LIC NBR	SELECT SPECIALTY HOSPITAL - DALLAS PLANO	75093	NR	NR	NR	NR	NR	NR	NR	NR	NR	NR	NR	NS	NS	NS	NS	NS	NS	NS	NS
100566	HOSPITAL	LIC NBR	ALLIANCE HOSPITAL	77090	NR	NR	NR	NR	NR	NR	NR	NR	NR	NR	NS	NS	NS	NS	NS	NS	NS	NS	NS
100567	HOSPITAL	LIC NBR	EAST HOUSTON MEDICAL CENTER	77049	NR	NR	NR	NR	NR	NR	NR	NR	NR	NR	NR	NR	NS	NS	NS	NS	NS	NS	NS
100568	HOSPITAL	LIC NBR	OCEANS BEHAVIORAL HOSPITAL OF CORPUS CHRISTI	78404	NR	NR	NR	NR	NR	NR	NR	NR	NR	NR	NR	NR	NR	NR	NS	NS	NS	NS	NS
100569	HOSPITAL	LIC NBR	REEVES REGIONAL HEALTH	79772	NR	NR	NR	NR	NR	NR	NR	NR	NR	NR	NR	NR	NR	NR	NR	NS	NS	NS	NS

ID	Provider Type	ID Type	Provider Name	Physical Zip Code	Initial	Sept 2021	Oct 2021	Nov 2021	Dec 2021	Jan 2022	Feb 2022	Mar 2022	Apr 2022	May 2022	Jun 2022	Jul 2022	Aug 2022	Sept 2022	Oct 2022	Nov 2022	Dec 2022	Jan 2023	Feb 2023
100570	HOSPITAL	LIC NBR	UNITED MEMORIAL MEDICAL CENTER - MID-CITIES HOSPITAL	76054	NR	NR	NR	NR	NR	NR	NR	NR	NS	NS	NS	NS	NS	NS	NS	NS	NS	NS	NS
100571	HOSPITAL	LIC NBR	VOYAGES OF SUGAR LAND	77498	NR	NR	NR	NR	NR	NR	NR	NR	NR	NR	NR	NR	NR	NR	NR	NR	NS	NS	NS
100572	HOSPITAL	LIC NBR	COOK CHILDRENS MEDICAL CENTER - PROSPER	75078	NR	NR	NR	NR	NR	NR	NR	NR	NR	NR	NR	NR	NR	NR	NR	NR	NS	NS	NS
100573	HOSPITAL	LIC NBR	OCEANS BEHAVIORAL HOSPITAL OF LUBBOCK	79415	NR	NR	NR	NR	NR	NR	NR	NR	NR	NR	NR	NR	NR	NR	NR	NR	NR	NR	NS
100574	HOSPITAL	LIC NBR	VIBRA HOSPITAL OF AMARILLO	79106	NR	NR	NR	NR	NR	NR	NR	NR	NR	NR	NR	NR	NR	NR	NR	NR	NR	NR	NS
100624	NF	FACILITY ID	VICTORIA GARDENS OF ALLEN	75002	S	S	S	S	S	S	S	S	S	S	S	S	S	S	NS	S	S	S	NS
100657	NF	FACILITY ID	CORYELL HEALTH REHABILITATING AT THE MEADOWS	76528	S	S	S	S	S	S	S	S	S	S	S	S	NS	S	NS	S	S	S	S
100670	NF	FACILITY ID	REGENT CARE AT MEDICAL CENTER	78229	S	S	S	S	S	S	S	S	S	S	S	S	S	S	S	S	S	NS	NS
100717	NF	FACILITY ID	CRYSTAL CREEK AT PRESTON HOLLOW	75243	S	S	S	S	S	S	S	S	S	S	S	S	S	S	NS	S	NS	NS	NS
100790	NF	FACILITY ID	PARK MANOR OF CONROE	77301	S	S	S	S	S	S	S	S	S	S	S	NS	S	S	S	S	S	S	S
100852	NF	FACILITY ID	COLONIAL BELLE NURSING HOME SEALY	77474	S	S	S	S	S	S	S	S	S	S	S	S	NS	NS	NS	NS	NS	NS	NS
100947	NF	FACILITY ID	THE MILDRED & SHIRLEY L GARRISON GERIATRIC EDUCATION AND CARE CENTER	79415	S	S	S	S	S	S	S	S	S	S	S	S	S	S	S	S	S	S	NS
101059	NF	FACILITY ID	REGENT CARE CENTER OF WOODWAY	76712	S	S	S	S	S	S	S	S	S	S	S	S	NS	S	NS	S	S	S	S
101371	NF	FACILITY ID	CASTLE PINES HEALTH AND REHABILITATION	75904	S	S	S	S	S	S	S	S	S	S	S	NS	NS	NS	NS	NS	NS	NS	NS
101489	NF	FACILITY ID	PARK MANOR OF CYPRESS STATION	77090	S	S	S	S	S	S	S	S	S	S	S	S	NS	S	S	S	S	S	S
101633	NF	FACILITY ID	PARK MANOR OF HUMBLE	77338	S	S	S	S	S	S	S	S	S	S	S	S	NS	S	S	S	S	S	S
101669	NF	FACILITY ID	MYSTIC PARK NURSING AND REHABILITATION CENTER	78254-2544	S	S	S	S	S	S	S	S	S	S	S	S	S	S	S	S	S	S	NS
101801	NF	FACILITY ID	WILLOW REHAB & NURSING	75662	S	S	S	S	S	S	S	S	S	S	S	S	NS	S	S	S	S	S	S
101864	NF	FACILITY ID	LAMPSTAND NURSING AND REHABILITATION	77802	S	S	S	S	S	S	S	S	S	S	S	NS	NS	NS	NS	NS	NS	NS	NS
101884	NF	FACILITY ID	KELLER OAKS HEALTHCARE CENTER	76248-0309	S	S	S	S	S	S	S	S	S	S	S	S	S	S	S	S	S	S	NS
102003	NF	FACILITY ID	WESLEY COURT HEALTH CENTER	79606	S	S	S	S	S	S	S	S	S	S	S	S	S	NS	NS	NS	NS	NS	NS
102004	NF	FACILITY ID	VISTA RIDGE NURSING & REHABILITATION CENTER	75067	S	S	S	S	S	S	S	S	S	S	S	S	S	S	NS	S	S	S	NS
102065	NF	FACILITY ID	MCALLEN TRANSITIONAL CARE CENTER	78503	S	S	S	S	S	S	S	S	S	S	S	S	S	S	S	S	S	S	NS
102085	NF	FACILITY ID	WINTERS PARK NURSING AND REHABILITATION CENTER	75044	S	S	S	S	S	S	S	S	S	S	S	S	S	S	NS	S	S	S	NS
102161	NF	FACILITY ID	FOCUSED CARE AT PASADENA	77504-2015	S	S	S	S	S	S	S	S	S	S	S	NS	NS	NS	NS	NS	NS	NS	NS
102294	NF	FACILITY ID	PARK MANOR OF WESTCHASE	77082	S	S	S	S	S	S	S	S	S	S	S	S	NS	S	S	S	S	S	S

ID	Provider Type	ID Type	Provider Name	Physical Zip Code	Initial	Sept 2021	Oct 2021	Nov 2021	Dec 2021	Jan 2022	Feb 2022	Mar 2022	Apr 2022	May 2022	Jun 2022	Jul 2022	Aug 2022	Sept 2022	Oct 2022	Nov 2022	Dec 2022	Jan 2023	Feb 2023
102353	NF	FACILITY ID	SPANISH MEADOWS NURSING & REHAB	77494	S	S	S	S	S	S	NS	S	S	S	S	S	S	NS	NS	NS	NS	NS	NS
102369	NF	FACILITY ID	EAST VIEW HEALTHCARE	77049	S	S	S	S	S	S	S	S	S	S	S	S	S	S	S	S	S	S	NS
102375	NF	FACILITY ID	CIMARRON PLACE HEALTH & REHABILITATION	78414	S	S	S	S	S	S	S	S	S	S	S	NS	S	S	S	S	S	S	S
102407	NF	FACILITY ID	THE BUCKINGHAM	77063	S	NS	S	S	S	NS	NS	NS	NS	NS	NS	NS	NS	NS	NS	NS	NS	NS	NS
102417	NF	FACILITY ID	PARK MANOR OF QUAIL VALLEY	77459	S	S	S	S	S	S	S	S	S	S	S	NS	S	S	S	S	S	S	S
102425	NF	FACILITY ID	THE ARBORS	79106	S	S	S	S	S	S	S	S	S	S	S	S	S	S	S	S	S	NS	NS
102455	NF	FACILITY ID	BROWNSVILLE NURSING AND REHABILITATION CENTER	78526	S	S	S	NS	S	S	S	S	S	S	S	S	S	S	S	S	S	S	S
102493	NF	FACILITY ID	THE PLAZA AT RICHARDSON	75080	S	S	S	S	S	S	S	S	S	S	S	S	S	S	NS	NS	NS	NS	NS
102537	NF	FACILITY ID	WEST OAKS NURSING AND REHABILITATION CENTER	78748-5706	S	S	S	S	S	S	S	S	S	S	S	S	S	S	S	S	S	S	NS
102551	NF	FACILITY ID	FOCUSED CARE AT ORANGE		S	S	S	S	S	S	S	S	S	S	S	NS	NS	NS	NS	NS	NS	NS	NS
102647	NF	FACILITY ID	SILVER TREE NURSING AND REHABILITATION CENTER	78154	S	S	S	S	S	S	S	S	S	S	NS	NS	NS	NS	NS	NS	NS	NS	NS
102704	NF	FACILITY ID	FAIRFIELD NURSING & REHABILITATION CENTER	75840	S	S	S	S	S	S	S	S	S	S	NS	NS	NS	NS	NS	NS	NS	NS	NS
102734	NF	FACILITY ID	LEGEND OAKS HEALTHCARE AND REHABILITATION CENTER SAN ANTONIO	78224	S	S	S	S	S	S	S	S	S	S	S	S	S	S	S	S	S	S	NS
102738	NF	FACILITY ID	RAMBLING OAKS COURTYARD EXTENSIVE CARE COMMUNITY	75077	S	S	S	S	S	S	S	S	S	S	S	S	S	S	S	S	NS	NS	NS
102753	NF	FACILITY ID	FOCUSED CARE AT WESTWOOD	77099	S	S	S	S	S	S	S	S	S	S	S	NS	NS	NS	NS	NS	NS	NS	NS
102785	NF	FACILITY ID	HUEBNER CREEK HEALTH & REHABILITATION CENTER	78240	S	S	S	S	S	S	S	S	S	S	NS	NS	NS	NS	NS	NS	NS	NS	NS
102868	NF	FACILITY ID	MATADOR HEALTH AND REHABILITATION CENTER	79244	S	S	S	S	S	S	S	S	S	S	S	S	S	S	NS	NS	NS	NS	NS
102907	NF	FACILITY ID	LEGEND OAKS HEALTHCARE AND REHABILITATION CENTER NORTHWEST HOUSTON	77064	S	S	S	S	S	S	S	S	S	S	S	S	S	S	S	S	S	S	NS
102965	NF	FACILITY ID	REGENT CARE CENTER OF LEAGUE CITY	77573	S	S	S	S	S	S	S	S	S	S	S	S	S	S	S	S	S	NS	NS
103	HOSPITAL	LIC NBR	MEMORIAL HOSPITAL	78629	S	S	S	S	S	S	S	S	S	S	S	NS	NS	NS	NS	NS	NS	NS	NS
103062	NF	FACILITY ID	REGENT CARE CENTER OF KINGWOOD	77339	S	S	S	S	S	S	S	S	S	S	S	S	S	S	S	S	S	NS	NS
103093	NF	FACILITY ID	PRESTONWOOD REHABILITATION & NURSING CENTER INC	75093	S	S	S	S	S	S	S	S	S	S	NS	S	S	S	S	S	S	S	S
103095	NF	FACILITY ID	SONTERRA HEALTH CENTER	78258	S	S	S	S	S	S	S	S	S	S	S	S	S	S	S	S	S	S	NS
103117	NF	FACILITY ID	QUERENCIA AT BARTON CREEK	78735	S	S	S	S	S	S	NS	NS	NS	NS	NS	NS	NS	NS	NS	NS	NS	NS	NS
103186	NF	FACILITY ID	BUCKNER WESTMINSTER PLACE	75605	S	S	S	S	S	S	S	S	S	S	S	S	S	S	S	S	S	NS	S
103191	NF	FACILITY ID	PARK MANOR OF TOMBALL	77375	S	S	S	S	S	S	S	S	S	S	S	NS	S	S	S	S	S	S	S
103323	NF	FACILITY ID	THE WATERTON HEALTHCARE & REHABILITATION	75703	S	S	S	NS	S	S	S	S	S	S	S	S	S	S	S	S	S	S	NS

ID	Provider Type	ID Type	Provider Name	Physical Zip Code	Initial	Sept 2021	Oct 2021	Nov 2021	Dec 2021	Jan 2022	Feb 2022	Mar 2022	Apr 2022	May 2022	Jun 2022	Jul 2022	Aug 2022	Sept 2022	Oct 2022	Nov 2022	Dec 2022	Jan 2023	Feb 2023
103338	NF	FACILITY ID	MILLBROOK HEALTHCARE AND REHABILITATION CENTER	75146	S	S	S	S	S	S	S	S	S	S	S	S	S	S	S	S	S	S	NS
103421	NF	FACILITY ID	HERITAGE HOUSE OF MARSHALL HEALTH & REHABILITATION CENTER	75672	S	S	S	NS	S	S	S	S	S	S	S	NS	NS	S	S	S	S	S	NS
103427	NF	FACILITY ID	THE LEGACY AT WILLOW BEND	75024	S	S	S	S	S	S	S	S	S	S	S	S	S	S	S	S	S	S	NS
103462	NF	FACILITY ID	TUSCANY VILLAGE	77584	S	S	S	S	S	S	S	S	S	S	S	S	S	S	S	S	S	NS	NS
103471	NF	FACILITY ID	MASON CREEK TRANSITIONAL CARE OF KATY	77450-6508	S	S	S	S	S	S	S	S	S	S	S	S	S	S	S	S	S	S	NS
103496	NF	FACILITY ID	THE REHABILITATION & WELLNESS CENTRE OF DALLAS LLC	75204	NS	NS	NS	NS	NS	NS	NS	NS	S	S	S	S	S	S	S	NS	S	S	S
103520	NF	FACILITY ID	HERITAGE PARK OF KATY NURSING AND REHABILITATION	77493	S	S	S	S	NS	NS	NS	NS	NS	NS	NS	NS	NS	NS	NS	NS	NS	NS	NS
103620	NF	FACILITY ID	FOCUSED CARE AT CEDAR BAYOU	77521	S	S	S	S	S	S	S	S	S	S	S	NS	NS	NS	NS	NS	NS	NS	NS
103655	NF	FACILITY ID	KENDALL HOUSE WELLNESS & REHABILITATION	78006	S	S	S	S	S	S	S	S	S	S	NS	NS	NS	NS	NS	NS	NS	NS	NS
103708	NF	FACILITY ID	COLLEGE PARK REHABILITATION AND CARE CENTER	76086	S	S	S	S	S	S	S	S	S	S	S	S	S	S	S	NS	S	S	S
103751	NF	FACILITY ID	GRANITE MESA HEALTH CENTER	78654	S	S	S	S	S	S	S	S	S	S	S	S	S	S	S	S	S	S	NS
103768	NF	FACILITY ID	FOCUSED CARE AT SUMMER PLACE	77707	S	S	S	S	S	S	S	S	S	S	S	NS	NS	NS	NS	NS	NS	NS	NS
103799	NF	FACILITY ID	VILLA TOSCANA AT CYPRESS WOODS	77014	S	S	S	S	S	S	S	S	S	S	NS	NS	NS	NS	NS	NS	NS	NS	NS
103831	NF	FACILITY ID	TRUCARE LIVING CENTERS COLUMBUS	78934	S	S	S	S	S	S	S	S	S	S	S	S	S	S	S	S	S	S	NS
103866	NF	FACILITY ID	COPPERFIELD HEALTHCARE AND REHABILITATION	77095	S	S	S	S	S	S	S	S	S	S	S	S	S	S	S	S	S	S	NS
103910	NF	FACILITY ID	LONGHORN VILLAGE	78732	S	S	S	S	S	S	S	S	S	S	S	S	S	S	S	S	S	S	NS
103979	NF	FACILITY ID	ROCK CREEK HEALTH AND REHABILITATION	75482	S	S	S	S	S	S	S	S	S	S	NS	NS	NS	NS	NS	NS	NS	NS	NS
104003	NF	FACILITY ID	LEGEND OAKS HEALTHCARE AND REHABILITATION NORTH AUSTIN	78754	S	S	S	S	S	S	S	S	S	S	S	S	S	S	S	S	S	S	NS
104115	NF	FACILITY ID	GREENHILL VILLAS	75455	S	S	S	S	S	S	S	S	S	S	NS	NS	NS	NS	NS	NS	NS	NS	NS
104118	NF	FACILITY ID	CIBOLO CREEK	78006	S	S	S	S	S	S	S	S	S	S	S	S	NS	S	S	S	S	S	S
104200	NF	FACILITY ID	MISTY WILLOW HEALTHCARE AND REHABILITATION CENTER	77070	S	S	S	S	S	S	S	S	S	S	S	S	S	S	S	S	S	S	NS
104224	NF	FACILITY ID	BRIGHTON SENIOR LIVING OF TOMBALL	77377	S	S	S	S	S	S	S	NS	S	S	S	S	S	S	S	S	S	S	S
104259	NF	FACILITY ID	PECAN VALLEY REHABILITATION AND HEALTHCARE	78222	S	S	S	S	S	S	S	S	S	S	S	S	S	S	S	S	S	S	NS
104266	NF	FACILITY ID	RIVERSIDE NURSING AND REHABILITATION CENTER	78741-6633	S	S	S	S	S	S	S	S	S	S	S	S	S	S	S	S	S	S	NS
104320	NF	FACILITY ID	SHINNERY OAKS COMMUNITY	79323	S	S	S	S	S	S	S	S	S	S	S	S	S	S	S	S	S	NS	NS
104339	NF	FACILITY ID	LEGEND OAKS HEALTHCARE AND REHABILITATION ENNIS	75119	S	S	S	S	S	S	S	S	S	S	S	S	S	S	S	S	S	S	NS

ID	Provider Type	ID Type	Provider Name	Physical Zip Code	Initial	Sept 2021	Oct 2021	Nov 2021	Dec 2021	Jan 2022	Feb 2022	Mar 2022	Apr 2022	May 2022	Jun 2022	Jul 2022	Aug 2022	Sept 2022	Oct 2022	Nov 2022	Dec 2022	Jan 2023	Feb 2023
104417	NF	FACILITY ID	TRUCARE LIVING CENTERS	75801	S	S	S	S	S	S	S	S	S	S	S	S	S	S	S	S	S	S	NS
104451	NF	FACILITY ID	BRODIE RANCH NURSING AND REHABILITATION CENTER	78748-3614	S	S	S	S	S	S	S	S	S	S	S	S	S	S	S	S	S	S	NS
104541	NF	FACILITY ID	DEERBROOK SKILLED NURSING AND REHAB CENTER	77338	S	S	S	S	S	S	S	S	S	S	S	NS	S	S	S	S	S	S	S
104549	NF	FACILITY ID	BRENTWOOD PLACE FOUR	75227	S	S	S	S	S	S	S	S	S	S	S	S	S	S	NS	NS	NS	NS	NS
104642	NF	FACILITY ID	LEGEND OAKS HEALTHCARE AND REHABILITATIONKYLE	78640	S	S	S	S	S	S	S	S	S	S	S	S	S	S	S	S	S	S	NS
104661	NF	FACILITY ID	PARK MANOR OF THE WOODLANDS	77384	S	S	S	S	S	S	S	S	S	S	S	NS	S	S	S	S	S	S	S
104663	NF	FACILITY ID	ONION CREEK NURSING AND REHABILITATION CENTER	78748-1948	S	S	S	S	S	S	S	S	S	S	S	S	S	S	S	S	S	S	NS
104666	NF	FACILITY ID	LAS PALMAS	78014	S	S	S	S	S	S	S	S	S	S	S	S	S	S	S	S	NS	NS	NS
104687	NF	FACILITY ID	MEADOW LAKE HEALTH CENTER	75703	S	S	S	S	S	S	S	S	S	S	S	S	S	NS	NS	NS	NS	NS	NS
104743	NF	FACILITY ID	CROWN POINT HEALTH SUITES	79424	S	S	S	S	NS	NS	S	S	S	S	S	S	S	S	S	S	S	S	S
104747	NF	FACILITY ID	WESTOVER HILLS REHABILITATION AND HEALTHCARE	78251	S	S	S	S	S	S	S	S	S	S	S	S	S	S	S	S	S	S	NS
104749	NF	FACILITY ID	MONARCH PAVILION REHABILITATION SUITES	75235	S	S	S	S	S	S	S	S	S	S	S	S	S	S	S	S	NS	NS	NS
104779	NF	FACILITY ID	HERITAGE HOUSE AT PARIS REHAB & NURSING	75462	S	S	S	S	S	S	S	S	S	S	S	S	NS	S	S	S	S	S	S
104911	NF	FACILITY ID	MIRADOR	78414	S	S	S	S	S	S	NS	S	S	S	S	S	S	S	S	NS	NS	NS	NS
104934	NF	FACILITY ID	THE RIO AT MISSION TRAILS	78223	S	S	S	S	S	S	S	S	S	S	NS	NS	NS	NS	NS	NS	NS	NS	NS
104955	NF	FACILITY ID	LEGEND OAKS HEALTHCARE AND REHABILITATION WEST SAN ANTONIO	78227	S	S	S	S	S	S	S	S	S	S	S	S	S	S	S	S	S	S	NS
104963	NF	FACILITY ID	THE STAYTON AT MUSEUM WAY	76107	S	S	S	S	NS	S	S	S	S	S	S	S	S	S	S	S	S	S	S
105065	NF	FACILITY ID	BAYWOOD CROSSING REHABILITATION & HEALTHCARE CENTER	77505	S	NS	S	S	S	S	S	S	S	S	S	S	S	S	S	S	S	S	S
105087	NF	FACILITY ID	THE HILLCREST OF NORTH DALLAS	75252	S	S	S	S	S	S	S	S	S	S	S	S	S	S	S	S	NS	NS	NS
105220	NF	FACILITY ID	LAKESIDE NURSING AND REHABILITATION CENTER	78245-3245	S	S	S	S	S	S	S	S	S	S	S	S	S	S	S	S	S	S	NS
105225	NF	FACILITY ID	CHELSEA GARDENS	77459	S	S	S	S	S	S	S	S	S	S	S	S	S	S	S	NS	NS	NS	NS
105276	NF	FACILITY ID	CONTINUING CARE AT HIGHLAND SPRINGS	75252	S	S	S	S	S	S	S	S	S	S	S	S	NS	S	NS	S	S	S	S
105340	NF	FACILITY ID	HUNTERS POND REHABILITATION AND HEALTHCARE	78224	S	S	S	S	S	S	S	S	S	S	S	S	S	S	S	S	S	S	NS
105344	NF	FACILITY ID	CONTINUING CARE AT EAGLES TRACE	77077	S	S	S	S	S	S	S	S	S	S	S	S	NS	S	NS	S	S	S	S
105427	NF	FACILITY ID	THE MEDICAL RESORT AT BAY AREA	77505	S	S	S	S	S	S	S	S	S	S	S	S	S	S	S	S	S	S	NS
105467	NF	FACILITY ID	CAPROCK NURSING & REHABILITATION	79007	S	S	S	S	S	S	S	S	S	S	NS	NS	NS	NS	NS	NS	NS	NS	NS

ID	Provider Type	ID Type	Provider Name	Physical Zip Code	Initial	Sept 2021	Oct 2021	Nov 2021	Dec 2021	Jan 2022	Feb 2022	Mar 2022	Apr 2022	May 2022	Jun 2022	Jul 2022	Aug 2022	Sept 2022	Oct 2022	Nov 2022	Dec 2022	Jan 2023	Feb 2023
105572	NF	FACILITY ID	ABRI AT EDINBURG	78539	S	S	S	S	S	S	S	S	S	S	S	S	S	S	NS	S	S	S	NS
105581	NF	FACILITY ID	ROYAL MANOR	76702	S	S	S	S	S	S	S	S	S	S	S	S	S	S	S	S	NS	NS	NS
105607	NF	FACILITY ID	ST TERESA NURSING & REHAB CENTER	79925	S	S	S	S	S	S	S	S	S	S	NS	NS	NS	NS	NS	NS	NS	NS	NS
105619	NF	FACILITY ID	STONEMERE REHABILITATION CENTER	75035	S	S	S	S	S	S	S	S	S	S	S	S	S	S	S	S	S	S	NS
105621	NF	FACILITY ID	LEGACIES NURSING AND REHABILITATION	75948	S	S	S	S	NS	NS	NS	NS	NS	NS	NS	NS	NS	NS	NS	NS	NS	NS	NS
105650	NF	FACILITY ID	AMARILLO CENTER FOR SKILLED CARE	79106	S	S	S	S	S	S	S	S	S	S	NS	NS	NS	NS	NS	NS	NS	NS	NS
105831	NF	FACILITY ID	TWIN PINES NORTH NURSING AND REHABILITATION CENTER, LLC	77904	S	S	S	S	S	S	S	S	S	S	S	NS	NS	NS	NS	NS	NS	NS	NS
105841	NF	FACILITY ID	REMARKABLE HEALTHCARE OF PRESTONWOOD	75010	S	S	S	S	S	S	S	S	S	S	S	S	S	S	S	S	NS	S	S
105868	NF	FACILITY ID	THE RIO AT MAINLAND CENTER	77591	NS	NS	NS	NS	NS	NS	NS	NS	NS	NS	NS	NS	NS	NS	NS	NS	NS	NS	NS
106046	NF	FACILITY ID	BIG SPRING CENTER FOR SKILLED CARE	79720	S	S	S	S	S	S	S	S	S	S	NS	NS	NS	NS	NS	NS	NS	NS	NS
106050	NF	FACILITY ID	SILVER SPRING	79601	S	S	S	S	S	S	S	S	S	S	S	NS	S	S	S	S	S	S	S
106083	NF	FACILITY ID	MIDLOTHIAN HEALTHCARE CENTER	76065	S	S	S	S	S	S	S	S	S	S	S	S	S	S	NS	S	S	NS	NS
106108	NF	FACILITY ID	HIGHLAND MEADOWS	75032-6216	S	S	S	S	S	S	S	S	S	NS	S	S	S	S	S	S	S	S	S
106109	NF	FACILITY ID	ST GILES NURSING AND REHABILITATION CENTER	79927	S	S	S	S	S	S	S	S	S	S	NS	NS	NS	NS	NS	NS	NS	NS	NS
106119	NF	FACILITY ID	THE MEDICAL RESORT AT SUGAR LAND	77479	S	S	S	S	S	S	S	S	S	S	S	S	S	S	S	S	S	S	NS
106194	NF	FACILITY ID	CROSSROADS NURSING & REHABILITATION	77859	S	S	S	S	S	S	S	S	S	S	NS	NS	NS	NS	NS	NS	NS	NS	NS
106222	NF	FACILITY ID	LEGEND OAKS HEALTHCARE AND REHABILITATION NEW BRAUNFELS	78130	S	S	S	S	S	S	S	S	S	S	S	S	S	S	S	S	S	S	NS
106263	NF	FACILITY ID	THE HEALTHCARE RESORT OF PLANO	75075	S	S	S	S	S	S	S	S	S	S	S	S	S	S	S	S	S	S	NS
106264	NF	FACILITY ID	MRC THE CROSSINGS	77573	S	S	S	S	S	S	NS	S	S	S	S	S	S	S	S	NS	NS	NS	NS
106480	NF	FACILITY ID	ONPOINTE TRANSITIONAL CARE AT TEXAS HEALTH ARLINGTON MEMORIAL HOSPITAL	76012	NS	NS	NS	NS	NS	NS	NS	NS	NS	NS	NS	NS	NS	NS	NS	NS	NS	NS	NS
106495	NF	FACILITY ID	THE LODGE AT BEAR CREEK	76051	S	S	NS	S	S	S	NS	S	S	S	S	S	S	NS	S	NS	NS	S	S
106540	NF	FACILITY ID	FOX HOLLOW POST ACUTE	78526	S	S	S	S	S	S	S	S	S	S	S	S	S	S	NS	NS	NS	NS	NS
106549	NF	FACILITY ID	SAN SABA NURSING & REHABILITATION	76877	S	S	S	S	S	S	S	S	S	S	NS	NS	NS	NS	NS	NS	NS	NS	NS
106559	NF	FACILITY ID	ONPOINTE TRANSITIONAL CARE AT TEXAS HEALTH PRESBYTERIAN HOSPITAL DALLAS	75231	NS	NS	NS	NS	NS	NS	NS	NS	NS	NS	NS	NS	NS	NS	NS	NS	NS	NS	NS
106645	NF	FACILITY ID	LEGEND OAKS HEALTHCARE AND REHABILITATION WAXAHACHIE	75165	S	S	S	S	S	S	S	S	S	S	S	S	S	S	S	S	S	S	NS



ID	Provider Type	ID Type	Provider Name	Physical Zip Code	Initial	Sept 2021	Oct 2021	Nov 2021	Dec 2021	Jan 2022	Feb 2022	Mar 2022	Apr 2022	May 2022	Jun 2022	Jul 2022	Aug 2022	Sept 2022	Oct 2022	Nov 2022	Dec 2022	Jan 2023	Feb 2023
106667	NF	FACILITY ID	TRUCARE LIVING CENTERS SELMA	78154	S	S	S	S	S	S	S	S	S	S	S	S	S	S	S	S	S	S	NS
106672	NF	FACILITY ID	BRIGHTPOINTE AT RIVERSHIRE	77304	S	S	S	S	NS	NS	NS	NS	NS	NS	NS	NS	NS	NS	NS	NS	NS	NS	NS
106741	NF	FACILITY ID	LEGEND OAKS HEALTHCARE AND REHABILITATION FORT WORTH	76244	S	S	S	S	S	S	S	S	S	S	S	S	S	S	S	S	S	S	NS
106742	NF	FACILITY ID	LEGEND OAKS HEALTHCARE AND REHABILITATION GARLAND	75044	S	S	S	S	S	S	S	S	S	S	S	S	S	S	S	S	S	S	NS
106743	NF	FACILITY ID	LA HACIENDA DE PAZ REHABILITATION AND CARE CENTER	78852	S	S	S	S	S	S	S	S	S	S	NS	NS	NS	NS	NS	NS	NS	NS	NS
106794	NF	FACILITY ID	TRINITY REHABILITATION & HEALTHCARE CENTER	75862	S	NS	S	S	S	S	S	S	S	S	S	S	S	S	S	S	S	S	S
106815	NF	FACILITY ID	THE CENTER AT GRANDE	75707	S	NS	NS	NS	NS	NS	NS	NS	NS	NS	NS	NS	NS	NS	NS	NS	NS	NS	NS
106860	NF	FACILITY ID	THE MEDICAL RESORT AT WILLOWBROOK	77070	S	S	S	S	S	S	S	S	S	S	S	S	S	S	S	S	S	S	NS
106881	NF	FACILITY ID	BRIDGEMOOR OF SAN ANTONIO	78240	S	S	S	S	S	S	S	NS	NS	NS	NS	NS	NS	NS	NS	NS	NS	NS	NS
106900	NF	FACILITY ID	BRIDGEMOOR OF ROUND ROCK	78717	S	S	S	S	S	S	S	NS	NS	NS	NS	NS	NS	NS	NS	NS	NS	NS	NS
106930	NF	FACILITY ID	NORTH HOUSTON TRANSITIONAL CARE	77070	S	S	S	S	S	S	S	S	S	S	S	S	S	S	NS	NS	NS	NS	NS
106940	NF	FACILITY ID	CEDAR POINTE HEALTH AND WELLNESS CENTER	78613	S	S	S	S	S	S	S	S	S	S	S	S	S	S	S	S	S	S	NS
106988	NF	FACILITY ID	ACCEL AT COLLEGE STATION	77845	S	S	S	S	S	S	S	S	S	S	S	NS	S	S	S	S	S	S	S
107012	NF	FACILITY ID	HOUSTON TRANSITIONAL CARE	77074	S	S	S	S	S	S	S	S	S	S	S	S	S	S	NS	NS	NS	NS	NS
107022	NF	FACILITY ID	THE MEDICAL RESORT AT PEARLAND	77584	S	S	S	S	S	S	S	S	S	S	S	S	S	S	S	S	S	S	NS
107028	NF	FACILITY ID	BRIDGEMOOR OF FORT WORTH	76132	S	S	S	S	S	S	S	NS	NS	NS	NS	NS	NS	NS	NS	NS	NS	NS	NS
107065	NF	FACILITY ID	THE RESERVE AT RICHARDSON	75080	S	S	S	S	S	S	S	S	S	S	S	S	S	S	S	S	S	S	NS
107107	NF	FACILITY ID	THE BARTLETT SKILLED NURSING AND ASSISTED LIVING	79912	S	S	S	S	NS	S	S	S	S	S	S	NS	NS	NS	NS	NS	NS	NS	NS
107129	NF	FACILITY ID	THE MEDICAL RESORT AT WOODLANDS	77386	S	S	S	S	S	S	S	S	S	S	S	S	S	S	S	S	S	S	NS
107218	NF	FACILITY ID	BRIDGEMOOR OF WEBSTER	77598	S	S	S	S	S	S	S	NS	NS	NS	NS	NS	NS	NS	NS	NS	NS	NS	NS
107241	NF	FACILITY ID	FIVE POINTS NURSING AND REHABILITATION	79124	S	S	S	S	S	S	S	S	S	S	NS	NS	NS	NS	NS	NS	NS	NS	NS
107286	NF	FACILITY ID	SEDONA TRACE HEALTH AND WELLNESS CENTER	78754	S	S	S	S	S	S	S	S	S	S	S	S	S	S	S	NS	S	S	NS
107306	NF	FACILITY ID	THE PREMIER SNF OF ALICE	78332	S	S	S	S	S	S	S	S	S	S	NS	NS	NS	NS	NS	NS	NS	NS	NS
110105	NF	FACILITY ID	COUNTRY VIEW LIVING	79027	S	S	S	S	S	S	S	S	S	S	S	S	S	S	NS	NS	NS	NS	NS
110116	NF	FACILITY ID	ADVANCED HEALTH & REHAB CENTER OF GARLAND	75043	S	S	S	S	S	S	S	S	S	S	S	S	NS	S	S	S	S	S	S
110133	NF	FACILITY ID	WARE MEMORIAL CARE CENTER	79101	S	S	S	S	S	S	S	S	S	S	S	S	S	S	S	S	S	NS	NS
110205	NF	FACILITY ID	LEGACY AT JACKSONVILLE	75766	S	S	S	S	S	S	S	S	S	S	S	S	S	S	S	S	S	S	NS
110209	NF	FACILITY ID	CHEYENNE MEDICAL LODGE	75149	NS	NS	NS	NS	NS	NS	NS	NS	NS	NS	NS	NS	NS	NS	NS	NS	NS	NS	NS
110229	NF	FACILITY ID	LE REVE REHABILITATION & MEMORY CARE	75228	NS	NS	NS	NS	NS	NS	NS	NS	NS	NS	NS	NS	NS	NS	NS	NS	NS	NS	NS

ID	Provider Type	ID Type	Provider Name	Physical Zip Code	Initial	Sept 2021	Oct 2021	Nov 2021	Dec 2021	Jan 2022	Feb 2022	Mar 2022	Apr 2022	May 2022	Jun 2022	Jul 2022	Aug 2022	Sept 2022	Oct 2022	Nov 2022	Dec 2022	Jan 2023	Feb 2023
110230	NF	FACILITY ID	ADVANCED REHABILITATION AND HEALTHCARE OF ATHENS	75751	S	S	S	S	S	S	S	S	S	S	S	S	NS	S	NS	S	S	S	S
110248	NF	FACILITY ID	C C YOUNG MEMORIAL HOME	75214	S	S	S	S	S	S	S	S	S	S	S	S	S	S	NS	NS	NS	NS	NS
110280	NF	FACILITY ID	HARBOR VALLEY HEALTH AND REHABILITATION	78242	S	S	S	S	S	S	S	S	S	S	S	S	S	S	S	S	S	S	NS
110313	NF	FACILITY ID	THE CENTER AT PARMER	78717	S	NS	NS	NS	NS	NS	NS	NS	NS	NS	NS	NS	NS	NS	NS	NS	NS	NS	NS
110316	NF	FACILITY ID	PRINCETON MEDICAL LODGE	75407	NS	NS	NS	NS	NS	NS	NS	NS	NS	NS	NS	NS	NS	NS	NS	NS	NS	NS	NS
110318	NF	FACILITY ID	VENTANA BY BUCKNER	75201	S	S	S	S	S	S	S	S	S	S	S	S	S	S	S	S	S	NS	S
110356	NF	FACILITY ID	CEDAR HOLLOW REHABILITATION CENTER	75090	NS	S	S	S	S	S	S	S	S	S	S	S	S	NS	S	S	S	S	NS
110363	NF	FACILITY ID	THE LEGACY MIDTOWN PARK	75231	S	S	S	S	S	S	S	S	S	S	S	S	S	S	S	S	S	S	NS
110366	NF	FACILITY ID	MISSION RIDGE REHAB & NURSING CENTER	78377	S	S	S	S	S	S	S	S	S	S	NS	NS	NS	NS	NS	NS	NS	NS	NS
110431	NF	FACILITY ID	MESA VIEW SENIOR LIVING	79014	S	S	S	S	S	S	S	S	S	S	S	S	S	S	NS	S	NS	NS	NS
110529	NF	FACILITY ID	ESTATES AT SHAVANO PARK	78249	NS	S	NS	NS	NS	S	S	S	S	S	S	S	S	NS	S	S	S	S	NS
110564	NF	FACILITY ID	FIVE POINTS NURSING AND REHABILITATION	75115	NS	NS	NS	NS	NS	NS	NS	NS	NS	NS	NS	NS	NS	NS	NS	NS	NS	NS	NS
110581	NF	FACILITY ID	THE BRIXTON AT HORSESHOE BAY	78657	S	S	S	NS	NS	S	S	S	S	S	S	S	S	S	S	S	S	S	S
110602	NF	FACILITY ID	CENTER AT ZARAGOZA, LLC	79938	NR	NR	NR	NR	NR	NR	NR	NR	S	S	S	NS	NS	NS	NS	S	NS	NS	NS
110660	NF	FACILITY ID	THE LODGE OF SAGINAW HEALTH AND WELLNESS	76179	NR	NR	NR	NR	NR	NR	NR	NR	NR	NR	NR	NR	NS	NS	NS	NS	NS	NS	NS
110661	NF	FACILITY ID	LINDALE SPECIALTY CARE CENTER	75771	NR	NR	NR	NR	NR	NR	NR	NR	NR	NR	NR	NR	NS	NS	NS	NS	NS	NS	NS
113	HOSPITAL	LIC NBR	MEMORIAL HOSPITAL	79360	S	S	S	S	S	S	S	S	S	S	S	S	NS	NS	NS	NS	NS	S	S
114	HOSPITAL	LIC NBR	BAPTIST MEDICAL CENTER	78205	S	S	S	S	S	S	S	S	S	S	S	S	NS	S	S	S	S	S	NS
116	HOSPITAL	LIC NBR	PARKVIEW HOSPITAL	79096	S	S	S	S	S	S	S	S	S	S	S	S	S	S	S	S	S	NS	NS
130	HOSPITAL	LIC NBR	THE HOSPITALS OF PROVIDENCE MEMORIAL CAMPUS	79902	S	S	S	S	S	S	S	S	S	S	S	NS	S	S	S	S	S	S	NS
140	HOSPITAL	LIC NBR	SOUTH TEXAS HEALTH SYSTEM BEHAVIORAL	78503	S	S	S	S	S	S	S	S	S	S	S	S	S	S	S	S	S	NS	NS
141	HOSPITAL	LIC NBR	NAVARRO REGIONAL HOSPITAL	75110	S	S	S	S	S	S	S	S	S	S	S	S	NS	S	S	S	NS	NS	NS
142	HOSPITAL	LIC NBR	METHODIST CHARLTON MEDICAL CENTER	75237	S	S	S	S	S	S	S	S	S	S	S	S	S	S	NS	S	S	S	NS
147	HOSPITAL	LIC NBR	LILLIAN M HUDSPETH MEMORIAL HOSPITAL	76950	S	S	S	S	S	S	S	S	S	S	S	S	S	S	S	S	NS	NS	NS
151	HOSPITAL	LIC NBR	NORTH RUNNELS HOSPITAL	79567	S	S	S	S	NS	NS	NS	NS	NS	NS	NS	NS	NS	NS	NS	NS	NS	NS	NS
154	HOSPITAL	LIC NBR	METHODIST HOSPITAL	78229	S	S	S	S	S	S	S	S	S	S	S	S	S	S	S	S	S	NS	S
155	HOSPITAL	LIC NBR	GUADALUPE REGIONAL MEDICAL CENTER	78155	S	S	S	S	S	S	S	S	S	S	S	S	NS	S	S	S	NS	NS	NS
158	HOSPITAL	LIC NBR	UNIVERSITY HOSPITAL	78229	S	S	S	S	S	S	S	S	S	S	S	S	S	S	S	S	S	S	NS
159	HOSPITAL	LIC NBR	COCHRAN MEMORIAL HOSPITAL	79346	NS	NS	NS	NS	NS	NS	NS	NS	NS	NS	NS	NS	NS	NS	NS	NS	NS	NS	NS
168	HOSPITAL	LIC NBR	SHANNON MEDICAL CENTER	76903	S	S	S	S	S	S	S	S	S	S	S	S	S	S	S	NS	S	S	S
180	HOSPITAL	LIC NBR	LAS PALMAS MEDICAL CENTER A CAMPUS OF LPDS HEALTHCARE	79925	S	S	S	S	S	S	S	S	S	S	S	S	S	S	S	S	S	NS	S
181	HOSPITAL	LIC NBR	MEDICAL CENTER HOSPITAL	79761	S	S	S	S	S	S	NS	S	S	S	S	NS	NS	NS	NS	NS	NS	NS	NS



ID	Provider Type	ID Type	Provider Name	Physical Zip Code	Initial	Sept 2021	Oct 2021	Nov 2021	Dec 2021	Jan 2022	Feb 2022	Mar 2022	Apr 2022	May 2022	Jun 2022	Jul 2022	Aug 2022	Sept 2022	Oct 2022	Nov 2022	Dec 2022	Jan 2023	Feb 2023
19	HOSPITAL	LIC NBR	VALLEY REGIONAL MEDICAL CENTER	78526	S	S	S	S	S	S	S	S	S	S	S	S	S	S	S	S	S	NS	S
192	HOSPITAL	LIC NBR	LYNN COUNTY HOSPITAL DISTRICT	79373	S	S	S	S	S	S	S	S	S	S	S	S	S	S	S	S	S	S	NS
193	HOSPITAL	LIC NBR	CLAY COUNTY MEMORIAL HOSPITAL	76365	S	S	S	S	S	S	S	S	S	S	S	NS	NS	NS	NS	NS	NS	NS	NS
199	HOSPITAL	LIC NBR	MEMORIAL HOSPITAL	79029	S	S	S	S	S	S	S	S	S	S	S	S	S	NS	NS	NS	NS	NS	NS
202	HOSPITAL	LIC NBR	CONCHO COUNTY HOSPITAL	76837	NS	NS	NS	NS	NS	NS	NS	NS	NS	NS	NS	NS	NS	NS	NS	NS	NS	NS	NS
207	HOSPITAL	LIC NBR	LAREDO MEDICAL CENTER	78041	S	S	S	S	S	S	S	S	S	S	S	S	NS	S	S	S	NS	NS	NS
212	HOSPITAL	LIC NBR	HCA HOUSTON HEALTHCARE MAINLAND	77598	S	S	S	S	S	S	S	S	S	S	S	S	S	S	S	S	S	NS	S
214	HOSPITAL	LIC NBR	MEDICAL CITY PLANO	75034	S	S	S	S	S	S	S	S	S	S	S	S	S	S	S	S	S	NS	S
222	HOSPITAL	LIC NBR	EASTLAND MEMORIAL HOSPITAL	76448	S	S	S	NS	NS	S	S	S	S	S	S	S	S	S	S	NS	S	NS	NS
228	HOSPITAL	LIC NBR	TEXAS VISTA MEDICAL CENTER	78224	S	S	S	S	S	S	S	S	S	S	NS	S	S	S	S	S	S	NS	NS
230	HOSPITAL	LIC NBR	OAKBEND MEDICAL CENTER	77469	S	S	S	S	S	S	S	S	S	S	S	S	NS	NS	NS	NS	NS	NS	NS
240	HOSPITAL	LIC NBR	MCCAMEY HOSPITAL	79752	S	S	S	S	S	S	S	S	S	S	S	S	NS	S	S	S	S	S	S
246	HOSPITAL	LIC NBR	MEDICAL CITY MCKINNEY	75069	S	S	S	S	S	S	S	S	S	S	S	S	S	S	S	S	S	NS	S
247	HOSPITAL	LIC NBR	SHRINERS HOSPITALS FOR CHILDREN	77550	S	NS	NS	NS	NS	NS	NS	NS	NS	NS	NS	NS	NS	NS	NS	NS	NS	NS	NS
255	HOSPITAL	LIC NBR	METHODIST DALLAS MEDICAL CENTER	75203	S	S	S	S	S	S	S	S	S	S	S	S	S	S	S	S	S	S	NS
26	HOSPITAL	LIC NBR	CHILDRESS REGIONAL MEDICAL CENTER	79201	S	S	S	S	S	S	S	S	S	S	S	S	S	S	S	S	S	S	NS
260	HOSPITAL	LIC NBR	PLAINS MEMORIAL HOSPITAL	79027	S	S	S	S	S	S	S	S	S	S	S	S	S	S	NS	NS	NS	NS	NS
262	HOSPITAL	LIC NBR	COON MEMORIAL HOSPITAL AND HOME	79022	S	S	S	S	NS	NS	NS	NS	S	NS	S	S	S	S	S	NS	NS	NS	NS
266	HOSPITAL	LIC NBR	THE HOSPITALS OF PROVIDENCE SPINE & PAIN MANAGEMENT CENTER	79902	S	S	S	S	S	S	S	S	S	S	S	NS	S	S	S	S	S	S	NS
301	HOSPITAL	LIC NBR	DOCTORS HOSPITAL OF LAREDO	78045	S	S	S	S	S	S	S	S	S	S	S	S	S	S	S	S	S	NS	NS
318	HOSPITAL	LIC NBR	NORTHWEST TEXAS HOSPITAL	79106	S	S	S	S	S	S	S	S	S	S	S	S	S	S	S	S	S	NS	NS
336	HOSPITAL	LIC NBR	MEDICAL CITY DENTON	76210	S	S	S	S	S	S	S	S	S	S	S	S	S	S	S	S	S	NS	S
337	HOSPITAL	LIC NBR	HCA HOUSTON HEALTHCARE WEST	77082	S	S	S	S	S	S	S	S	S	S	S	S	S	S	S	S	S	NS	S
340	HOSPITAL	LIC NBR	MEDICAL CITY DALLAS HOSPITAL	75230	S	S	S	S	S	S	S	S	S	S	S	S	S	S	S	S	S	NS	S
346	HOSPITAL	LIC NBR	CORYELL MEMORIAL HOSPITAL	76528	S	S	S	S	S	S	S	S	S	S	S	S	NS	S	NS	S	S	S	S
349	HOSPITAL	LIC NBR	HCA HOUSTON HEALTHCARE SOUTHEAST	77504	S	S	S	S	S	S	S	S	S	S	S	S	S	S	S	S	S	NS	S
35	HOSPITAL	LIC NBR	ST DAVIDS MEDICAL CENTER	78756	S	S	S	S	S	S	S	S	S	S	S	S	S	S	S	S	S	NS	S
355	HOSPITAL	LIC NBR	FISHER COUNTY HOSPITAL DISTRICT	79546	S	S	S	S	S	S	S	S	S	S	S	S	NS	S	S	S	S	S	NS
357	HOSPITAL	LIC NBR	OTTO KAISER MEMORIAL HOSPITAL	78119	S	S	S	S	S	S	S	S	S	S	S	S	S	S	NS	S	NS	NS	NS
365	HOSPITAL	LIC NBR	MUENSTER MEMORIAL HOSPITAL	76252	S	S	S	S	S	S	S	S	S	S	S	S	S	S	S	S	NS	NS	NS
368	HOSPITAL	LIC NBR	REFUGIO COUNTY MEMORIAL HOSPITAL DISTRICT	78377	S	S	S	S	S	S	S	S	S	S	S	S	NS	NS	NS	NS	NS	NS	NS
383	HOSPITAL	LIC NBR	HILL REGIONAL HOSPITAL	76645	S	S	S	S	S	S	S	S	S	S	S	S	S	S	S	S	S	NS	NS

ID	Provider Type	ID Type	Provider Name	Physical Zip Code	Initial	Sept 2021	Oct 2021	Nov 2021	Dec 2021	Jan 2022	Feb 2022	Mar 2022	Apr 2022	May 2022	Jun 2022	Jul 2022	Aug 2022	Sept 2022	Oct 2022	Nov 2022	Dec 2022	Jan 2023	Feb 2023
392	HOSPITAL	LIC NBR	NACOGDOCHES MEDICAL CENTER	75965	S	S	S	S	S	S	S	S	S	S	S	NS	S	S	S	S	S	S	NS
394	HOSPITAL	LIC NBR	MEDICAL CITY LEWISVILLE	75057	S	S	S	S	S	S	S	S	S	S	S	S	S	S	S	S	S	NS	S
395	HOSPITAL	LIC NBR	HANSFORD COUNTY HOSPITAL	79081	S	S	S	S	S	S	S	S	S	S	S	NS	NS	NS	NS	NS	S	NS	NS
397	HOSPITAL	LIC NBR	ADVENTHEALTH BEHAVIORAL HEALTH CENTER	76549	S	S	S	S	S	S	S	S	S	S	S	S	S	NS	NS	NS	NS	NS	NS
417	HOSPITAL	LIC NBR	UNITED REGIONAL HEALTH CARE SYSTEM	76301	S	S	S	S	S	S	S	S	S	S	S	S	S	S	S	S	S	S	NS
424	HOSPITAL	LIC NBR	LAKE GRANBURY MEDICAL CENTER	76048	S	S	S	S	S	S	S	S	S	S	S	S	NS	S	S	S	NS	NS	NS
425	HOSPITAL	LIC NBR	ODESSA REGIONAL MEDICAL CENTER	79761	NS	S	S	S	S	S	S	S	S	S	S	S	S	S	S	S	S	NS	NS
428	HOSPITAL	LIC NBR	THROCKMORTON COUNTY MEMORIAL HOSPITAL	76483	NS	S	S	S	S	S	S	S	NS	NS	NS	NS	NS	NS	NS	NS	NS	NS	NS
433	HOSPITAL	LIC NBR	CONNALLY MEMORIAL MEDICAL CENTER	78114	S	S	S	S	S	S	S	S	S	S	S	S	S	S	S	S	S	S	NS
437	HOSPITAL	LIC NBR	MEDICAL CITY NORTH HILLS	76180	S	S	S	S	S	S	S	S	S	S	S	S	S	S	S	S	S	NS	S
441	HOSPITAL	LIC NBR	FRIO REGIONAL HOSPITAL	78061	S	S	S	S	S	S	S	S	S	S	S	S	S	S	S	S	NS	NS	NS
442	HOSPITAL	LIC NBR	OMNIPOINT HEALTH HOSPITAL	77514	S	S	S	S	S	S	S	S	S	NS	NS	NS	NS	NS	NS	NS	NS	NS	NS
452	HOSPITAL	LIC NBR	MIDLAND MEMORIAL HOSPITAL	79701	S	S	S	S	S	S	S	S	S	S	S	S	S	S	S	S	S	NS	NS
453	HOSPITAL	LIC NBR	DETAR HEALTHCARE SYSTEM	77901	S	S	S	S	S	S	S	S	S	S	S	S	NS	S	S	S	NS	NS	NS
457	HOSPITAL	LIC NBR	HEMPHILL COUNTY HOSPITAL	79014	S	S	S	S	S	S	S	S	S	S	S	S	S	S	NS	S	NS	NS	NS
464	HOSPITAL	LIC NBR	THE MEDICAL CENTER OF SOUTHEAST TEXAS	77640	S	S	S	S	S	S	S	NS	NS	NS	NS	S	S	NS	S	S	NS	NS	NS
468	HOSPITAL	LIC NBR	WARD MEMORIAL HOSPITAL	79756	S	S	S	S	S	S	S	S	S	S	S	S	NS	S	NS	NS	NS	NS	NS
471	HOSPITAL	LIC NBR	ROLLING PLAINS MEMORIAL HOSPITAL	79556	S	S	S	S	S	S	S	S	S	S	S	S	S	NS	NS	NS	NS	NS	NS
477	HOSPITAL	LIC NBR	MEDICAL CITY FORT WORTH	76104	S	S	S	S	S	S	S	S	S	S	S	S	S	S	S	S	S	NS	S
481	HOSPITAL	LIC NBR	WOODLAND HEIGHTS MEDICAL CENTER	75904	S	S	S	S	S	S	S	S	S	S	S	S	NS	S	S	S	NS	NS	NS
485	HOSPITAL	LIC NBR	YOAKUM COUNTY HOSPITAL	79323	S	S	S	S	S	S	S	S	S	S	S	S	S	S	S	S	S	NS	NS
500	HOSPITAL	LIC NBR	HENDRICK MEDICAL CENTER	79601	S	S	S	S	S	S	S	S	S	S	NS	NS	S	S	S	S	S	S	S
502	HOSPITAL	LIC NBR	MEDICAL CITY ARLINGTON	76015	S	S	S	S	S	S	S	S	S	S	S	S	S	S	S	S	S	NS	S
505	HOSPITAL	LIC NBR	PARKVIEW REGIONAL HOSPITAL	76667	S	S	S	S	S	S	S	S	S	S	S	S	S	S	S	S	S	S	NS
508	HOSPITAL	LIC NBR	HCA HOUSTON HEALTHCARE CONROE	77304	S	S	S	S	S	S	S	S	S	S	S	S	S	S	S	S	S	NS	S
517	HOSPITAL	LIC NBR	FALLS COMMUNITY HOSPITAL AND CLINIC	76661	S	S	S	S	S	S	S	S	NS	NS	NS	NS	NS	NS	NS	NS	NS	NS	NS
525	HOSPITAL	LIC NBR	LONGVIEW REGIONAL MEDICAL CENTER	75605	S	S	S	S	S	S	S	S	S	S	S	S	NS	S	S	S	NS	NS	NS
54	HOSPITAL	LIC NBR	TEXAS SCOTTISH RITE HOSPITAL FOR CHILDREN	75219	S	S	S	S	S	S	S	S	S	S	NS	S	S	S	NS	S	S	S	S
546	HOSPITAL	LIC NBR	SEYMOUR HOSPITAL	76380	S	S	S	S	S	S	S	S	S	S	S	S	S	S	S	S	NS	S	S
547	HOSPITAL	LIC NBR	FORT DUNCAN REGIONAL MEDICAL CENTER	78852	S	S	S	S	S	S	S	S	S	S	S	S	S	S	S	S	S	NS	NS
568	HOSPITAL	LIC NBR	KNOX COUNTY HOSPITAL	79529	S	S	S	S	S	S	S	S	S	S	S	S	S	S	NS	S	NS	NS	NS
572	HOSPITAL	LIC NBR	HASKELL MEMORIAL HOSPITAL	79521	S	S	S	S	S	S	S	S	S	S	S	S	S	S	NS	S	S	S	S

ID	Provider Type	ID Type	Provider Name	Physical Zip Code	Initial	Sept 2021	Oct 2021	Nov 2021	Dec 2021	Jan 2022	Feb 2022	Mar 2022	Apr 2022	May 2022	Jun 2022	Jul 2022	Aug 2022	Sept 2022	Oct 2022	Nov 2022	Dec 2022	Jan 2023	Feb 2023
601	HOSPITAL	LIC NBR	RIO GRANDE REGIONAL HOSPITAL	78503	S	S	S	S	S	S	S	S	S	S	S	S	S	S	S	S	S	NS	S
602	HOSPITAL	LIC NBR	ST DAVIDS SOUTH AUSTIN MEDICAL CENTER	78704	S	S	S	S	S	S	S	S	S	S	S	S	S	S	S	S	S	NS	S
608	HOSPITAL	LIC NBR	ROUND ROCK MEDICAL CENTER	78681	S	S	S	S	S	S	S	S	S	S	S	S	S	S	S	S	S	NS	S
622	HOSPITAL	LIC NBR	TEXAS NEUROREHAB CENTER	78745	S	S	S	S	S	S	S	S	S	S	S	S	S	S	S	S	S	NS	NS
63	HOSPITAL	LIC NBR	UVALDE MEMORIAL HOSPITAL	78801	S	S	S	S	S	S	S	S	S	S	S	S	S	S	S	S	NS	NS	NS
640	HOSPITAL	LIC NBR	HAMILTON GENERAL HOSPITAL	76531	S	S	S	S	S	S	S	S	S	S	S	S	S	NS	S	S	S	NS	NS
666	HOSPITAL	LIC NBR	STONEWALL MEMORIAL HOSPITAL	79502	S	S	S	NS	S	S	S	S	S	S	S	S	S	S	NS	NS	NS	NS	NS
672	HOSPITAL	LIC NBR	SELECT SPECIALTY HOSPITAL - DALLAS	75010	S	S	S	S	S	S	S	NS	NS	S	S	S	NS	NR	NR	NR	NR	NR	NR
675	HOSPITAL	LIC NBR	HCA HOUSTON HEALTHCARE KINGWOOD	77339	S	S	S	S	S	S	S	S	S	S	S	S	S	S	S	S	S	NS	S
6814	HOSPITAL	LIC NBR	KELL WEST REGIONAL HOSPITAL	76310	NS	NS	NS	NS	NS	NS	NS	NS	NS	NS	NS	NS	NS	NS	NS	NS	NS	NS	NS
6941	HOSPITAL	LIC NBR	SURGERY SPECIALTY HOSPITALS OF AMERICA SOUTHEAST HOUSTON	77504	S	S	S	S	S	S	S	S	S	S	S	S	S	S	S	S	NS	NS	NS
7	HOSPITAL	LIC NBR	THE WOMANS HOSPITAL OF TEXAS	77054	S	S	S	S	S	S	S	S	S	S	S	S	S	S	S	S	S	NS	S
703	HOSPITAL	LIC NBR	THE CORPUS CHRISTI MEDICAL CENTER - THE HEART HOSPITAL	78414	S	S	S	S	S	S	S	S	S	S	S	S	S	S	S	S	S	NS	S
7119	HOSPITAL	LIC NBR	BIG BEND REGIONAL MEDICAL CENTER	79830	NS	NS	NS	NS	NS	NS	NS	NS	NS	NS	NS	NS	NS	NS	NS	NS	NS	NS	NS
7125	HOSPITAL	LIC NBR	HEALTHBRIDGE CHILDRENS HOSPITAL-HOUSTON LTD	77082	S	NS	NS	NS	NS	NS	NS	NS	NS	NS	NS	NS	NS	NS	NS	NS	NS	NS	NS
7175	HOSPITAL	LIC NBR	THE PHYSICIANS CENTRE HOSPITAL	77802	S	NS	NS	NS	NS	NS	NS	NS	NS	NS	NS	NS	NS	NS	NS	NS	NS	NS	NS
718	Hospital	LIC NBR	DEVEREUX TEXAS TREATMENT NETWORK	77573	NS	NS	NS	NS	NS	NS	S	NS	S	S	S	NS	NS	NS	NS	NS	NS	NS	NS
7209	HOSPITAL	LIC NBR	ADVENTHEALTH ROLLINS BROOK	76550	S	S	S	S	S	S	S	S	S	S	S	S	S	NS	NS	NS	NS	NS	NS
723	Hospital	LIC NBR	LAUREL RIDGE TREATMENT CENTER	78259	S	S	S	S	S	S	S	S	S	S	S	S	S	S	S	S	S	NS	NS
723	Hospital	LIC NBR	MISSION RESILIENCY AT LAUREL RIDGE TREATMENT CENTER	78259	S	S	S	S	S	S	S	S	S	S	S	S	S	S	S	S	S	NS	NS
7288	HOSPITAL	LIC NBR	CHI ST JOSEPH HEALTH GRIMES HOSPITAL	77868	S	S	S	S	S	S	S	S	S	S	S	S	S	S	S	NS	S	NS	S
737	Hospital	LIC NBR	CLARITY CHILD GUIDANCE CENTER	78229	S	S	S	S	S	S	S	S	S	S	S	S	NS	S	S	S	S	S	NS
739	Hospital	LIC NBR	TEXAS NEUROREHAB CENTER	78745	S	S	S	S	S	S	S	S	S	S	S	S	S	S	S	S	S	NS	NS
744	Hospital	LIC NBR	CYPRESS CREEK HOSPITAL	77090	S	S	S	S	S	S	S	S	S	S	S	S	S	S	S	S	S	NS	NS
747	Hospital	LIC NBR	RIVER CREST HOSPITAL	76901	S	S	S	S	S	S	S	S	S	S	S	S	S	S	S	S	S	NS	NS
75	HOSPITAL	LIC NBR	MITCHELL COUNTY HOSPITAL	79512	S	S	S	S	S	S	S	S	S	S	S	S	S	S	S	S	S	S	NS
754	Hospital	LIC NBR	GLEN OAKS HOSPITAL	75402	S	S	S	S	S	S	S	S	S	S	S	S	S	S	S	S	S	NS	NS
755	Hospital	LIC NBR	WEST OAKS HOSPITAL	77074	S	S	S	S	S	S	S	S	S	S	S	S	S	S	S	S	S	NS	NS
765	Hospital	LIC NBR	MILLWOOD HOSPITAL	76011	S	S	S	S	S	S	S	S	S	S	S	S	S	S	S	S	S	NS	NS
766	Hospital	LIC NBR	MEDICAL CITY GREEN OAKS HOSPITAL	75251	S	S	S	S	S	S	S	S	S	S	S	S	S	S	S	S	S	NS	S

ID	Provider Type	ID Type	Provider Name	Physical Zip Code	Initial	Sept 2021	Oct 2021	Nov 2021	Dec 2021	Jan 2022	Feb 2022	Mar 2022	Apr 2022	May 2022	Jun 2022	Jul 2022	Aug 2022	Sept 2022	Oct 2022	Nov 2022	Dec 2022	Jan 2023	Feb 2023
78	HOSPITAL	LIC NBR	BROWNFIELD REGIONAL MEDICAL CENTER	79316	S	S	S	S	S	S	S	S	S	S	S	S	S	S	S	S	NS	NS	NS
7814	HOSPITAL	LIC NBR	WINNIE COMMUNITY HOSPITAL LLC	77665	S	S	S	S	S	S	S	S	S	S	S	NS	NS	NS	NS	NS	NS	NS	NS
782	Hospital	LIC NBR	INTRACARE NORTH HOSPITAL	77090	NS	NS	NS	NS	NS	NS	NS	NS	NS	NS	NS	NS	NS	NS	NS	NS	NS	NS	NS
7847	HOSPITAL	LIC NBR	TWO NORTH NEURO PSYCHIATRIC CENTER	77030	NS	NS	NS	NS	NS	NS	NS	NS	NS	NS	NS	NS	NS	NS	NS	NS	NS	NS	NS
7868	HOSPITAL	LIC NBR	SOUTH TEXAS SPINE & SURGICAL HOSPITAL	78258	S	S	S	S	S	S	S	S	S	S	S	NS	NS	NS	NS	NS	NS	NS	NS
792	HOSPITAL	LIC NBR	TEXAS ORTHOPEDIC HOSPITAL	77030	S	S	S	S	S	S	S	S	S	S	S	S	S	S	S	S	S	NS	S
794	HOSPITAL	LIC NBR	NORTHWEST HILLS SURGICAL HOSPITAL	78731	S	S	S	S	S	S	S	S	S	S	S	S	S	S	S	S	S	S	NS
7946	HOSPITAL	LIC NBR	SELECT SPECIALTY HOSPITAL-LONGVIEW, INC.	75601	S	S	S	S	S	S	S	NS	NS	S	S	S	NS	S	NS	S	S	S	NS
795	HOSPITAL	LIC NBR	NEXUS SPECIALTY HOSPITAL -THE WOODLANDS LTD-SHENANDOAH CAMPUS	77384	S	NS	NS	NS	NS	NS	NS	NS	NS	NS	NS	NS	NS	NS	NS	NS	NS	NS	NS
7990	HOSPITAL	LIC NBR	USMD HOSPITAL AT ARLINGTON	76017	S	NS	S	S	S	S	S	S	S	S	S	S	S	S	S	S	S	S	S
814	HOSPITAL	LIC NBR	MEDICAL CITY LAS COLINAS	75039	S	S	S	S	S	S	S	S	S	S	S	S	S	S	S	S	S	NS	S
8160	Hospital	LIC NBR	ALLEGIANCE BEHAVIORAL HEALTH CENTER OF PLAINVIEW LLC	79072	NS	NS	NS	NS	NS	NS	NS	NS	NS	NS	NS	NS	NS	NS	NS	NS	NS	NS	NS
8186	Hospital	LIC NBR	KINGWOOD PINES HOSPITAL	77339	S	S	S	S	S	S	S	S	S	S	S	S	S	S	S	S	S	NS	NS
8216	Hospital	LIC NBR	CEDAR CREST HOSPITAL	76513	S	S	S	S	S	NS	NS	NS	NS	NS	NS	NS	NS	NS	NS	NS	NS	NS	NS
8228	HOSPITAL	LIC NBR	THE HOSPITAL AT WESTLAKE MEDICAL CENTER	78746	NS	NS	NS	NS	NS	NS	NS	NS	NS	NS	NS	NS	NS	NS	NS	NS	NS	NS	NS
8268	Hospital	LIC NBR	UNIVERSITY BEHAVIORAL HEALTH OF DENTON	76201	S	S	S	S	S	S	S	S	S	S	S	S	S	S	S	S	S	NS	NS
8299	HOSPITAL	LIC NBR	ST DAVIDS SURGICAL HOSPITAL A CAMPUS OF NORTH AUSTIN MEDICAL CTR	78758	S	S	S	S	S	S	S	S	S	S	S	S	S	S	S	S	S	NS	S
830	HOSPITAL	LIC NBR	CORNERSTONE REGIONAL HOSPITAL	78539	S	S	S	S	S	S	S	S	S	S	S	S	S	S	S	S	S	NS	NS
8363	HOSPITAL	LIC NBR	LAREDO SPECIALTY HOSPITAL	78041	S	S	S	S	S	S	S	S	S	S	S	S	S	S	NS	NS	NS	NS	NS
8378	Hospital	LIC NBR	HICKORY TRAIL HOSPITAL	75115	S	S	S	S	S	S	S	S	S	S	S	S	S	S	S	S	S	NS	NS
8386	HOSPITAL	LIC NBR	ST JOSEPH MEDICAL CENTER	77002	S	NS	NS	NS	NS	NS	NS	NS	NS	NS	NS	NS	NS	NS	NS	NS	NS	NS	NS
84	HOSPITAL	LIC NBR	WILBARGER GENERAL HOSPITAL	76384	S	S	S	S	S	S	NS	NS	NS	NS	NS	NS	NS	NS	NS	S	S	NS	NS
8400	HOSPITAL	LIC NBR	MESQUITE SPECIALTY HOSPITAL	75149	S	S	S	S	S	S	S	S	S	S	S	S	S	S	NS	NS	NS	NS	NS
8407	HOSPITAL	LIC NBR	SOLARA SPECIALTY HOSPITALS HARLINGEN - BROWNSVILLE	78550	S	S	S	S	S	S	S	S	S	S	S	S	S	S	NS	S	NS	NS	NS
8413	HOSPITAL	LIC NBR	EL PASO LTAC HOSPITAL	79902	NS	NS	NS	NS	NS	NS	NS	NS	NS	NS	NS	NS	NS	NS	NS	NS	NS	NS	NS
8428	HOSPITAL	LIC NBR	METHODIST MANSFIELD MEDICAL CENTER	76063	S	S	S	S	S	S	S	S	S	S	S	S	S	S	NS	S	S	S	NS
8446	HOSPITAL	LIC NBR	WARM SPRINGS REHABILITATION HOSPITAL OF SAN ANTONIO	78233	NS	NS	NS	NS	NS	NS	NS	NS	NS	NS	NS	NS	NS	NS	NS	NS	NS	NS	NS

ID	Provider Type	ID Type	Provider Name	Physical Zip Code	Initial	Sept 2021	Oct 2021	Nov 2021	Dec 2021	Jan 2022	Feb 2022	Mar 2022	Apr 2022	May 2022	Jun 2022	Jul 2022	Aug 2022	Sept 2022	Oct 2022	Nov 2022	Dec 2022	Jan 2023	Feb 2023
8450	HOSPITAL	LIC NBR	UNITED MEMORIAL MEDICAL CENTER	77091	NS	NS	NS	NS	NS	NS	NS	NS	NS	NS	NS	NS	NS	NS	NS	NS	NS	NS	NS
8470	HOSPITAL	LIC NBR	TEXOMA MEDICAL CENTER	75020	S	S	S	S	S	S	S	S	S	S	S	S	S	S	S	S	S	NS	NS
8481	HOSPITAL	LIC NBR	PAM SPECIALTY HOSPITAL OF VICTORIA NORTH	77904	NS	NS	NS	NS	NS	NS	NS	NS	NS	NS	NS	NS	NS	NS	NS	NS	NS	NS	NS
8482	HOSPITAL	LIC NBR	PAM SPECIALTY HOSPITAL OF LULING	78648	NS	NS	NS	NS	NS	NS	NS	NS	NS	NS	NS	NS	NS	NS	NS	NS	NS	NS	NS
85	HOSPITAL	LIC NBR	HUNT REGIONAL MEDICAL CENTER GREENVILLE	75401	S	S	S	S	S	S	S	S	S	S	S	S	S	S	NS	S	NS	NS	NS
8529	HOSPITAL	LIC NBR	PHYSICIANS SURGICAL HOSPITAL- PANHANDLE CAMPUS	79106	S	S	S	S	S	S	S	S	S	S	S	S	NS	S	S	S	NS	NS	NS
8531	HOSPITAL	LIC NBR	ENNIS REGIONAL MEDICAL CENTER	75119	S	S	S	S	S	S	S	S	S	S	S	S	S	S	S	S	S	S	NS
8583	HOSPITAL	LIC NBR	CEDAR PARK REGIONAL MEDICAL CENTER	78613	S	S	S	S	S	S	S	S	S	S	S	S	NS	S	S	S	NS	NS	NS
8586	Hospital	LIC NBR	EL PASO BEHAVIORAL HEALTH SYSTEM	79902	S	S	S	S	S	S	S	S	S	S	S	S	S	S	S	S	S	NS	NS
8608	HOSPITAL	LIC NBR	LEGENT HOSPITAL OF EL PASO	79936	NS	NS	NS	NS	NS	NS	NS	NS	NS	NS	NS	NS	NS	NS	NS	NS	NS	NS	NS
8619	HOSPITAL	LIC NBR	KATE DISHMAN REHABILITATION HOSPITAL	77702	S	S	S	S	S	S	S	S	S	S	S	S	NS	NS	NS	NS	NS	NS	NS
8650	HOSPITAL	LIC NBR	THE HOSPITALS OF PROVIDENCE EAST CAMPUS	79938	S	S	S	S	S	S	S	S	S	S	S	NS	S	S	S	S	S	S	NS
8651	HOSPITAL	LIC NBR	IRAAN GENERAL HOSPITAL	79744	S	S	S	S	S	S	S	S	S	S	S	S	S	NS	NS	NS	NS	NS	NS
8655	HOSPITAL	LIC NBR	HCA HOUSTON HEALTHCARE NORTHWEST	77090	S	S	S	S	S	S	S	S	S	S	S	S	S	S	S	S	S	NS	S
8691	HOSPITAL	LIC NBR	COGDELL MEMORIAL HOSPITAL	79549	S	S	S	S	S	S	S	S	S	S	S	NS	S	S	S	S	S	S	S
8715	HOSPITAL	LIC NBR	SELECT REHABILITATION HOSPITAL OF DENTON	76201	S	S	S	S	S	S	S	NS	NS	S	S	S	NS	S	NS	S	S	S	NS
8726	HOSPITAL	LIC NBR	CRANE MEMORIAL HOSPITAL	79731	S	S	S	S	S	S	S	S	S	S	S	S	S	S	NS	NS	NS	NS	NS
8732	HOSPITAL	LIC NBR	BAYLOR SCOTT & WHITE EMERGENCY HOSPITAL AUBREY	76227	S	S	S	S	S	S	S	S	S	S	S	S	S	NS	NS	NS	NS	NS	NS
8738	HOSPITAL	LIC NBR	BAYLOR SCOTT & WHITE INSTITUTE FOR REHABILITATION - FORT WORTH	76132	S	S	S	S	S	S	S	NS	NS	S	S	S	NS	S	NS	S	S	S	NS
8741	HOSPITAL	LIC NBR	METHODIST HOSPITAL   STONE OAK	78258	S	S	S	S	S	S	S	S	S	S	S	S	S	S	S	S	S	NS	S
8742	HOSPITAL	LIC NBR	LEGENT ORTHOPEDIC HOSPITAL	75006	NS	NS	NS	NS	NS	NS	NS	NS	NS	NS	NS	NS	NS	NS	NS	NS	NS	NS	NS
8749	Hospital	LIC NBR	RED RIVER HOSPITAL	76301	NS	NS	NS	NS	NS	NS	NS	NS	NS	NS	NS	NS	NS	NS	NS	NS	NS	NS	NS
95	HOSPITAL	LIC NBR	PARIS REGIONAL MEDICAL CENTER NORTH CAMPUS	75460	S	S	S	S	S	S	S	S	S	S	S	S	S	S	S	NS	S	S	S
98	HOSPITAL	LIC NBR	OCHILTREE GENERAL HOSPITAL	79070	S	S	S	S	S	S	S	S	S	S	S	S	S	S	S	S	S	NS	NS

Acronyms: **S** – Submitted, **NS** – Not Submitted, **NR** – Not Required.

# Appendix V. Health Resources and Services Administration Federal Payment Data

Table 1. Health Resources and Services Administration Federal Payment Data.

City	Sum of Payment
ABERNATHY	9,994.00
ABILENE	50,178,801.00
ADDISON	272,271,171.00
ADRIAN	595.00
AFTON	2,708.00
ALAMO	1,276,954.00
ALBANY	679,304.00
ALEDO	632,092.00
ALICE	3,788,879.00
ALIEF	50,944.00
ALLEN	10,703,375.00
ALLEYTON	17,180.00
ALPINE	637,269.00
ALTO	103,949.00
ALTON	567,007.00
ALVARADO	120,361.00
ALVIN	957,353.00
ALVORD	1,596.00
AMARILLO	84,483,701.00
AMHERST	320,753.00
ANAHUAC	5,309,188.00
ANDREWS	6,666,934.00
ANGLETON	1,814,485.00
ANNA	161,189.00
ANSON	5,143,786.00
ARANSAS PASS	279,506.00
ARCHER CITY	270,152.00
ARGYLE	374,239.00
ARLINGTON	69,487,794.00
ASPERMONT	3,772,003.00
ATASCOCITA	21,317.00
ATHENS	14,596,859.00
ATLANTA	836,251.00
AUBREY	103,595.00
AUSTIN	267,988,784.00
AVINGER	4,576.00
AZLE	6,275,009.00
BACLIFF	26,018.00
BALCH SPRINGS	188,151.00
BALLINGER	6,507,571.00
BANDERA	924,929.00
BANGS	465,464.00
BARKER	183,840.00
BARTLETT	581,155.00
BARTONVILLE	66,524.00
BASTROP	1,644,488.00
BAY CITY	12,587,481.00
BAYTOWN	8,911,093.00
BEAUMONT	47,734,758.00
BEDFORD	19,924,428.00
BEDIAS	120,058.00
BEE CAVE	837,724.00



City	Sum of Payment
BEEVILLE	1,633,518.00
BELLAIRE	82,447,246.00
BELLMEAD	151,100.00
BELLS	238,495.00
BELLVILLE	4,497,294.00
BELTON	1,489,485.00
BEN WHEELER	3,928.00
BENAVIDES	277,933.00
BENBROOK	559,060.00
BIG LAKE	3,928,011.00
BIG SPRING	12,213,769.00
BISHOP	41,557.00
BLANCO	91,815.00
BLOOMING GROVE	5,058.00
BOERNE	5,865,367.00
BOGATA	82,459.00
BONHAM	23,580,174.00
BOOKER	1,898,809.00
BORGER	5,353,405.00
BOVINA	17,185.00
BOWIE	117,293.00
BOYD	87,992.00
BRADY	8,739,950.00
BRAZORIA	2,076.00
BRECKENRIDGE	8,188,165.00
BREMOND	24,398.00
BRENHAM	1,793,396.00
BRIDGE CITY	260,919.00
BRIDGEPORT	1,437,219.00
BRONTE	362,460.00
BROOKELAND	25,915.00
BROOKSHIRE	63,080.00
BROWNFIELD	3,971,852.00
BROWNSVILLE	17,113,531.00
BROWNWOOD	8,823,849.00
BRYAN	51,679,479.00
BUCHANAN DAM	1,529.00
BUDA	1,811,512.00
BUFFALO	722.00
BULLARD	83,453.00
BULVERDE	754,624.00
BUNA	130,870.00
BURKBURNETT	197,237.00
BURLESON	10,671,544.00
BURNET	264,846.00
BURTON	765.00
CACTUS	2,324.00
CALDWELL	1,245,256.00
CALVERT	6,780.00
CAMERON	560,489.00
CAMP WOOD	7,306.00
CAMPBELL	4,524.00
CANADIAN	4,957,653.00
CANTON	232,350.00
CANUTILLO	258,542.00
CANYON	21,851,271.00
CANYON LAKE	127,911.00

City	Sum of Payment
CARRIZO SPRINGS	6,221,433.00
CARROLLTON	22,190,125.00
CARTHAGE	5,479,963.00
CASTLE HILLS	140,000.00
CASTROVILLE	683,486.00
CEDAR HILL	1,424,519.00
CEDAR PARK	9,469,563.00
CELINA	260,533.00
CENTER	1,706,965.00
CENTER POINT	5,583.00
CHANDLER	12,216.00
CHANNELVIEW	230,808.00
CHESTER	51,851.00
CHICO	1,337.00
CHILDRESS	12,804,036.00
CHILLICOTHE	8,334.00
CHINA SPRING	35,984.00
CIBOLO	160,863.00
CISCO	184,606.00
CLARENDON	877,653.00
CLARKSVILLE	282,257.00
CLAUDE	3,515.00
CLEBURNE	14,415,364.00
CLEVELAND	3,784,010.00
CLIFTON	6,092,653.00
CLINT	740,082.00
CLUTE	200,941.00
CLYDE	19,365.00
COAHOMA	87.00
COLDSPRING	11,429.00
COLEMAN	4,632,942.00
COLLEGE STATION	8,226,441.00
COLLEYVILLE	1,505,786.00
COLORADO CITY	4,787,441.00
COLUMBUS	5,736,954.00
COMANCHE	4,759,779.00
COMFORT	58,975.00
COMMERCE	284,547.00
CONROE	15,264,924.00
CONVERSE	346,297.00
COPPELL	3,570,363.00
COPPERAS COVE	161,885.00
CORINTH	647,501.00
CORP CHRISTI	54,147.00
CORPUS CHRISTI	46,838,549.00
CORSICANA	2,162,086.00
COTULLA	1,510,315.00
CRANDALL	10,197.00
CRANE	4,104,677.00
CRAWFORD	24,501.00
CROCKETT	5,873,253.00
CROSBY	331,305.00
CROSBYTON	2,946,732.00
CROSS PLAINS	4,096.00
CROSSROADS	253,887.00
CROWELL	2,794.00
CROWLEY	775,199.00



City	Sum of Payment
CRYSTAL CITY	966,143.00
CUERO	20,310,202.00
CUSHING	2,219.00
CYPRESS	9,902,518.00
DAINGERFIELD	765,406.00
DAISETTA	99,427.00
DALE	829.00
DALHART	4,909,506.00
DALLAS	2,937,608,546.00
DALWORTHINGTON GARDENS	12,129.00
DANBURY	2,764.00
DAYTON	386,167.00
DE KALB	64,601.00
DE LEON	581,414.00
DECATUR	30,351,049.00
DEER PARK	215,461.00
DEL RIO	10,602,714.00
DEL VALLE	75,071.00
DENISON	14,243,652.00
DENTON	68,845,226.00
DENVER CITY	278,590.00
DESOTO	4,841,077.00
DEVINE	687,019.00
DIANA	3,258.00
DIBOLL	20,969.00
DICKENS	17,601.00
DICKINSON	879,435.00
DILLEY	8,165.00
DIMMITT	4,227,747.00
DONNA	1,863,844.00
DOUBLE OAK	1,608.00
DRIFTWOOD	134.00
DRIPPING SPRINGS	649,498.00
DUBLIN	440,798.00
DUMAS	7,850,402.00
DUNCANVILLE	7,409,799.00
EAGLE LAKE	5,067,483.00
EAGLE PASS	11,795,890.00
EARLY	250,823.00
EARTH	4,137.00
EAST BERNARD	13,426.00
EASTLAND	24,658,719.00
EDCOUCH	722,646.00
EDEN	3,976,051.00
EDINBURG	76,517,221.00
EDNA	4,396,561.00
EL CAMPO	17,513,856.00
EL PASO	122,930,842.00
ELDORADO	2,795,508.00
ELECTRA	4,401,892.00
ELGIN	277,912.00
ELKHART	591,369.00
ELMENDORF	321.00
ELSA	750,076.00
EMORY	110,737.00
ENNIS	12,412,262.00

City	Sum of Payment
EULESS	2,218,529.00
EVERMAN	2,301.00
FABENS	34,227.00
FAIR OAKS RANCH	88,282.00
FAIRFIELD	4,427,290.00
FAIRVIEW	134,068.00
FALFURRIAS	543,498.00
FARMERS BRANCH	1,644,730.00
FARMERSVILLE	44,221.00
FARWELL	762,709.00
FERRIS	47,831.00
FLINT	121,941.00
FLORESVILLE	1,797,384.00
FLOWER MOUND	21,544,146.00
FLOWERMOUND	31,194.00
FLOYDADA	20,787.00
FOREST HILL	154,016.00
FORESTBURG	1,841.00
FORNEY	383,831.00
FORT DAVIS	14,650.00
FORT HANCOCK	604.00
FORT SAM HOUSTON	3,510.00
FORT STOCKTON	4,932,320.00
FORT WORTH	369,329,999.00
FRANKLIN	703,931.00
FRANKSTON	16,266.00
FRED	119,656.00
FREDERICKSBRG	127,519.00
FREDERICKSBURG	13,820,942.00
FREEPORT	53,653.00
FREER	11,793.00
FRESNO	852,052.00
FRIENDSWOOD	3,948,310.00
FRIONA	4,188,144.00
FRISCO	33,966,842.00
FT WORTH	9,134,620.00
FULSHEAR	174,854.00
GAINESVILLE	6,380,968.00
GALENA PARK	12,740.00
GALVESTON	93,212,854.00
GANADO	24,203.00
GARDEN RIDGE	59,236.00
GARLAND	19,263,231.00
GATESVILLE	36,817,177.00
GEORGE WEST	5.00
GEORGETOWN	26,176,538.00
GIDDINGS	197,564.00
GILMER	722,667.00
GLADEWATER	22,767.00
GLEN ROSE	5,013,316.00
GLENN HEIGHTS	61,197.00
GODLEY	7,945.00
GOLDTHWAITE	251,322.00
GOLIAD	66,267.00
GONZALES	9,213,501.00
GORMAN	17,336.00
GRAHAM	5,104,259.00

City	Sum of Payment
GRANBURY	10,348,411.00
GRAND PRAIRIE	8,653,360.00
GRAND SALINE	1,221,256.00
GRANDVIEW	566,989.00
GRAPELAND	358,159.00
GRAPEVINE	5,358,388.00
GREENVILLE	24,286,052.00
GROESBECK	18,170,787.00
GROOM	426.00
GROVES	925,606.00
GROVETON	178,285.00
GRUVER	789.00
GUN BARREL CITY	774,783.00
GUNTER	2,197.00
HALE CENTER	10,114.00
HALLETTSVILLE	5,026,929.00
HALLSVILLE	34,406.00
HALTOM CITY	259,243.00
HAMILTON	18,693,643.00
HAMLIN	999,591.00
HAMSHIRE	546.00
HAPPY	262.00
HARDIN	16,505.00
HARKER HEIGHTS	1,181,432.00
HARKER HTS	7,916.00
HARLETON	905.00
HARLINGEN	15,519,677.00
HARPER	104.00
HARTLEY	335.00
HASKELL	3,286,343.00
HASLET	181,740.00
HAWKINS	2,218.00
HAWLEY	3,024.00
HEARNE	35,320.00
HEARTLAND	99,933.00
HEATH	232,679.00
HEBBRONVILLE	20,452.00
HELOTES	884,518.00
HEMPHILL	3,759,615.00
HEMPSTEAD	503,462.00
HENDERSON	11,900,814.00
HENRIETTA	3,148,831.00
HEREFORD	12,464,563.00
HEWITT	141,801.00
HICKORY CREEK	48,846.00
HICO	43,763.00
HIDALGO	65,478.00
HIGHLAND VILLAGE	2,541,176.00
HIGHLANDS	22,818.00
HILLSBORO	5,527,396.00
HOCKLEY	3,915.00
HONDO	8,643,801.00
HONEY GROVE	792,672.00
HORIZON CITY	522,386.00
HORSESHOE BAY	70,258.00
HOUSTON	1,538,240,654.00
HOWE	2,075,389.00

City	Sum of Payment
HUBBARD	2,754.00
HUDSON OAKS	72,584.00
HUFFMAN	131,187.00
HUGHES SPRINGS	1,145,330.00
HULL	2,881.00
HUMBLE	11,664,073.00
HUNT	214,953.00
HUNTINGTON	792,718.00
HUNTSVILLE	13,371,136.00
HURST	6,035,153.00
HUTCHINS	2,727.00
HUTTO	578,205.00
IDALOU	26,710.00
INEZ	36,731.00
INGLESIDE	78,186.00
INGRAM	18,021.00
IOWA PARK	8,255.00
IRAAN	4,289,876.00
IRVING	31,257,804.00
JACINTO CITY	10,425.00
JACKSBORO	157,435.00
JACKSONVILLE	10,600,983.00
JARRELL	46,625.00
JASPER	2,838,813.00
JAYTON	465,920.00
JEFFERSON	165,646.00
JERSEY VILLAGE	83,514.00
JEWETT	14,003.00
JOHNSON CITY	14,414.00
JONESTOWN	3,932.00
JOSHUA	44,808.00
JOURDANTON	298,332.00
JUNCTION	3,329,182.00
JUSTIN	178,255.00
KARNES CITY	4,190.00
KATY	19,695,048.00
KAUFMAN	2,374,406.00
KEENE	1,362,637.00
KELLER	2,106,221.00
KEMAH	216,010.00
KEMP	117,236.00
KEMPNER	18,636.00
KENEDY	4,461,954.00
KENNEDALE	581,808.00
KERENS	310,995.00
KERMIT	3,638,465.00
KERRVILLE	14,943,685.00
KILGORE	1,469,063.00
KILLEEN	23,937,453.00
KINGSLAND	23,224.00
KINGSVILLE	1,708,425.00
KINGWOOD	7,616,512.00
KIRBY	69,872.00
KIRBYVILLE	85,704.00
KNOX CITY	3,176,138.00
KOUNTZE	139,685.00
KRUGERVILLE	19,451.00

City	Sum of Payment
KRUM	63,776.00
KYLE	3,648,266.00
LA COSTE	46,147.00
LA FERIA	344,046.00
LA GRANGE	5,591,963.00
LA JOYA	685,924.00
LA MARQUE	1,242,283.00
LA PORTE	468,026.00
LA VERNIA	64,985.00
LAGO VISTA	31,336.00
LAGUNA PARK	30,707.00
LAGUNA VISTA	1,369.00
LAKE DALLAS	267,871.00
LAKE JACKSON	9,182,135.00
LAKE KIOWA	1,994.00
LAKE WORTH	146,463.00
LAKEWAY	5,265,571.00
LAMESA	8,950,825.00
LAMPASAS	860,256.00
LANCASTER	6,654,172.00
LANTANA	45,137.00
LAREDO	21,550,085.00
LAVERNIA	12.00
LAVON	47,018.00
LEAGUE CITY	5,708,021.00
LEAKEY	15,121.00
LEANDER	1,051,078.00
LEON VALLEY	58,184.00
LEONARD	12,302.00
LEVELLAND	833,290.00
LEWISVILLE	34,185,363.00
LEXINGTON	6,137.00
LIBERTY	24,230,068.00
LIBERTY HILL	97,685.00
LINDALE	782,301.00
LINDEN	1,101.00
LINDSAY	22,812.00
LITTLE ELM	276,993.00
LITTLEFIELD	9,481,475.00
LIVE OAK	1,485,165.00
LIVINGSTON	6,733,406.00
LLANO	4,479,335.00
LOCKHART	1,030,280.00
LOCKNEY	4,396,045.00
LONGVIEW	40,829,854.00
LOS FRESNOS	457,195.00
LOVELADY	393.00
LUBBOCK	44,253,616.00
LUCAS	106,554.00
LUFKIN	23,840,811.00
LULING	705,807.00
LUMBERTON	118,609.00
LYFORD	2,689.00
LYTLE	2,787,501.00
MABANK	451,042.00
MADISONVILLE	167,151.00
MAGNOLIA	1,075,095.00

City	Sum of Payment
MALAKOFF	657,786.00
MANCHACA	707,318.00
MANOR	302,058.00
MANSFIELD	9,044,623.00
MANVEL	190,942.00
MARBLE FALLS	2,550,532.00
MARFA	13,710.00
MARLIN	8,922,640.00
MARSHALL	5,240,212.00
MARTINDALE	1,858.00
MASON	120,763.00
MATADOR	7,275.00
MATHIS	28,205.00
MAURICEVILLE	25,784.00
MAY	6,527.00
MC CAMEY	411.00
MC GREGOR	24,029.00
MCALLEN	61,722,109.00
MCCAMEY	4,121,026.00
MCDADE	14,790.00
MCKINNEY	23,515,801.00
MEADOWS PLACE	4,218.00
MELISSA	89,951.00
MEMPHIS	550,211.00
MENARD	309,594.00
MERCEDES	650,818.00
MERIDIAN	642,588.00
MERKEL	1,083.00
MESQUITE	12,789,273.00
MEXIA	80,998.00
MIAMI	148.00
MIDLAND	36,298,875.00
MIDLOTHIAN	524,816.00
MILLSAP	14,103.00
MINEOLA	735,728.00
MINERAL WELLS	17,112,118.00
MISSION	44,164,078.00
MISSOURI CITY	6,109,716.00
MONAHANS	4,018,638.00
MONT BELVIEU	146,612.00
MONTAGUE	778.00
MONTGOMERY	375,955.00
MOODY	26,711.00
MORGAN	719,247.00
MORTON	2,175,118.00
MOUNT PLEASANT	17,219,392.00
MOUNT VERNON	854,194.00
MT ENTERPRISE	461,765.00
MT PLEASANT	317,817.00
MT VERNON	191,449.00
MUENSTER	4,010,171.00
MULESHOE	4,393,453.00
MURPHY	1,015,863.00
N RICHLAND HILLS	500,469.00
NACOGDOCHES	22,649,835.00
NAPLES	17,964.00
NAVAL AIR STATION JRB	28,997.00

City	Sum of Payment
NAVASOTA	150,315.00
NEDERLAND	2,274,204.00
NEEDVILLE	119,582.00
NEW BOSTON	54,403.00
NEW BRAUNFELS	12,872,762.00
NEW CANEY	225,932.00
NEW WAVERLY	5,829.00
NEWTON	568,739.00
NOCOGDOCHES	47,330.00
NOCONA	14,090,419.00
NORMANGEE	2,770.00
NORMANNA	7,258.00
NORTH RICHLAND HILLS	3,913,146.00
NORTHLAKE	30,258.00
OAK POINT	61,901.00
ODESSA	35,157,596.00
OLMITO	259,073.00
OLNEY	8,152,378.00
OLTON	562,565.00
ORANGE	15,630,582.00
ORANGE GROVE	3,361.00
ORE CITY	237,200.00
OVERTON	1,166.00
OVILLA	52,938.00
OZONA	359,438.00
PADUCAH	18,542.00
PALACIOS	2,579,175.00
PALESTINE	9,463,938.00
PALMHURST	51,798.00
PALMVIEW	845,706.00
PAMPA	680,416.00
PANHANDLE	220,962.00
PANTEGO	1,124,055.00
PARADISE	4,667.00
PARIS	16,645,043.00
PARKER	16,579.00
PASADENA	12,284,512.00
PEARLAND	9,164,122.00
PEARSALL	7,347,602.00
PECOS	5,322,294.00
PENITAS	264,831.00
PERRYTON	4,009,494.00
PETERSBURG	1,238.00
PETTUS	2,459.00
PFLUGERVILLE	1,310,093.00
PHARR	8,526,581.00
PILOT POINT	1,433,830.00
PINEHURST	13,273.00
PIPE CREEK	9,697.00
PITTSBURG	4,491,612.00
PLAINS	4,931,302.00
PLAINVIEW	3,458,227.00
PLANO	181,656,221.00
PLEASANTON	1,092,053.00
PONDER	2,041.00
PORT ARANSAS	23,614.00
PORT ARTHUR	2,639,797.00

City	Sum of Payment
PORT BOLIVAR	10,109.00
PORT ISABEL	376,303.00
PORT LAVACA	11,785,403.00
PORT NECHES	368,736.00
PORTER	438,425.00
PORTLAND	1,534,732.00
POST	16,549.00
POTTSBORO	104,997.00
POWDERLY	1,057.00
PREMONT	13,063.00
PRESIDIO	6,235.00
PRINCETON	129,213.00
PROSPER	3,367,178.00
PROVIDENCE VILLAGE	2,920.00
QUANAH	3,302,930.00
QUINLAN	8,251.00
QUITAQUE	505.00
QUITMAN	5,270,984.00
RALLS	4,470.00
RANCHO VIEJO	3,237.00
RANGER	996,938.00
RANKIN	4,052,230.00
RAYMONDVILLE	524,768.00
RED OAK	975,041.00
REFUGIO	3,630,505.00
RICHARDSON	21,970,128.00
RICHLAND HILLS	252,287.00
RICHMOND	39,949,056.00
RIO BRAVO	8,156.00
RIO GRANDE CITY	15,037,942.00
RIO HONDO	354,805.00
RIVER OAKS	29,953.00
ROANOKE	237,549.00
ROBERT LEE	400,803.00
ROBINSON	638,925.00
ROBSTOWN	999,983.00
ROCKDALE	11,053.00
ROCKPORT	2,229,270.00
ROCKSPRINGS	2,880.00
ROCKWALL	13,498,349.00
ROGERS	74,440.00
ROMA	315,217.00
ROSEBUD	642,093.00
ROSENBERG	2,728,109.00
ROSHARON	144,954.00
ROTAN	3,319,030.00
ROUND ROCK	15,753,999.00
ROWLETT	2,363,482.00
ROYSE CITY	960,180.00
RUSK	10,320.00
SACHSE	244,773.00
SAGINAW	806,556.00
SAINT JO	1,706.00
SALADO	25,300.00
SAN ANGELO	21,878,757.00
SAN ANTONIO	255,937,830.00
SAN AUGUSTINE	4,417,520.00



City	Sum of Payment
SAN BENITO	895,691.00
SAN DIEGO	83,760.00
SAN JUAN	2,668,362.00
SAN MARCOS	6,499,571.00
SAN SABA	3,433.00
SANDERSON	2,409.00
SANGER	127,214.00
SANTA ANNA	1,828.00
SANTA FE	96,997.00
SANTA ROSA	23,898.00
SANTO	1,298.00
SAVOY	741,973.00
SCHERTZ	2,420,740.00
SCHULENBURG	1,192,468.00
SCURRY	300,218.00
SEABROOK	59,233.00
SEAGOVILLE	131,128.00
SEAGRAVES	4,411.00
SEALY	1,038,718.00
SEGUIN	25,505,002.00
SELMA	590,547.00
SEMINOLE	11,959,948.00
SEVEN POINTS	8,544.00
SEYMOUR	10,310,311.00
SHALLOWATER	5,847.00
SHAMROCK	3,055,579.00
SHAVANO PARK	1,730,812.00
SHENANDOAH	3,024,103.00
SHERMAN	19,060,275.00
SHINER	1,069,791.00
SIERRA BLANCA	1,603.00
SILSBEE	176,390.00
SILVERTON	1,419.00
SINTON	157,871.00
SKIDMORE	3,289.00
SLATON	929,020.00
SMITHVILLE	5,451,407.00
SNOOK	2,217.00
SNYDER	7,642,317.00
SOCORRO	50,199.00
SONORA	3,908,572.00
SOUR LAKE	32,475.00
SOUTH HOUSTON	129,238.00
SOUTH PADRE ISLAND	78,557.00
SOUTHLAKE	25,205,420.00
SPEARMAN	6,961,742.00
SPICEWOOD	101,290.00
SPRING	24,621,825.00
SPRING BRANCH	500,621.00
SPRINGTOWN	78,364.00
ST PAUL	141,515.00
STAFFORD	9,490,089.00
STAMFORD	770,049.00
STANTON	4,117,154.00
STEPHENVILLE	7,288,871.00
STERLING CITY	502,728.00
STINNETT	2,019.00

City	Sum of Payment
STOCKDALE	399,550.00
STRATFORD	13,375,546.00
SUDAN	34,014.00
SUGAR LAND	24,782,250.00
SULLIVAN CITY	29,646.00
SULPHUR SPGS	45,500.00
SULPHUR SPRINGS	19,022,642.00
SUNDOWN	2,005.00
SUNNYVALE	809,251.00
SURFSIDE BEACH	341.00
SWEENY	8,213,684.00
SWEETWATER	10,436,023.00
TAFT	519,195.00
TAHOKA	3,714,774.00
TARPLEY	843.00
TATUM	4,650.00
TAYLOR	749,897.00
TEAGUE	77,402.00
TELEPHONE	468.00
TEMPLE	144,097,980.00
TENAHA	695,591.00
TERLINGUA	2,343.00
TERRELL	1,922,817.00
TEXARKANA	16,540,519.00
TEXAS CITY	4,892,976.00
TEXLINE	277.00
THE COLONY	812,814.00
THE WOODLANDS	52,589,968.00
THORNDALE	3,613.00
THREE RIVERS	12,392.00
THROCKMORTON	5,027,465.00
TIMPSON	1,408.00
TIVOLI	695.00
TOLAR	778,440.00
TOMBALL	11,591,392.00
TOOL	88.00
TRINIDAD	5,045.00
TROPHY CLUB	594,323.00
TROUP	155,215.00
TULIA	3,810,187.00
TURKEY	3,984.00
TUSCOLA	2,329.00
TYE	2,053.00
TYLER	94,468,567.00
UNIVERSAL CITY	140,371.00
UVALDE	32,496,455.00
VALLEY MILLS	1,816.00
VALLEY VIEW	20,381.00
VAN ALSTYNE	132,534.00
VAN HORN	3,422,289.00
VEGA	238.00
VENUS	43,037.00
VERNON	7,773,932.00
VICTORIA	38,660,551.00
VIDOR	1,530,608.00
VINTON	2,922.00
WACO	48,773,450.00

City	Sum of Payment
WAKE VILLAGE	29,360.00
WALLER	353,899.00
WALLIS	30,160.00
WASKOM	127,070.00
WATAUGA	64,616.00
WAXAHACHIE	3,323,846.00
WEATHERFORD	9,488,930.00
WEBSTER	15,324,515.00
WEIMAR	275,691.00
WELLINGTON	3,626,820.00
WESLACO	32,137,093.00
WEST	1,303,824.00
WEST COLUMBIA	42,969.00
WEST LAKE HILLS	3,284,022.00
WEST ORANGE	10,937.00
WEST TAWAKONI	31,530.00
WESTLAKE	421.00
WESTWORTH VILLAGE	52,740.00
WHARTON	628,372.00
WHEELER	4,560,330.00
WHITE DEER	469.00
WHITE OAK	14,709.00
WHITE SETTLEMENT	56,459.00
WHITEHOUSE	112,516.00
WHITESBORO	1,067,781.00
WHITEWRIGHT	5,759.00
WHITNEY	1,366,217.00
WICHITA FALLS	34,020,226.00
WILLIS	384,723.00
WILLOW PARK	296,625.00
WILLS POINT	164,771.00
WILMER	1,708.00
WIMBERLEY	393,962.00
WINDCREST	2,481,148.00
WINNIE	27,271,122.00
WINNSBORO	99,401.00
WINONA	6,056.00
WINTERS	4,286,329.00
WOLFFORTH	30,219.00
WOODVILLE	6,805,138.00
WOODWAY	421,498.00
WORTHAM	4,280.00
WYLIE	2,505,921.00
YANTIS	7,569.00
YOAKUM	3,370,328.00
YORKTOWN	54,235.00
YSLETA DEL SUR PUEBLO	324,325.00
ZAPATA	718,577.00
ZAVALLA	104,843.00
Grand Total	\$ 9,676,691,140.00