



TEXAS
Health and Human
Services

EAPG Payment Variance to Current Methodology Analysis



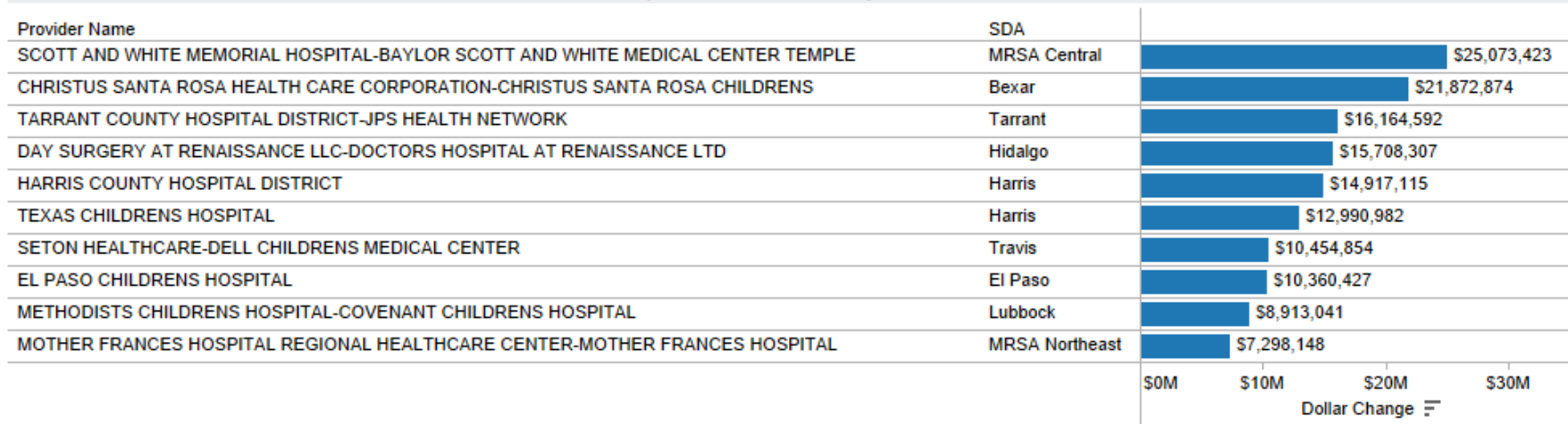
TEXAS
Health and Human
Services



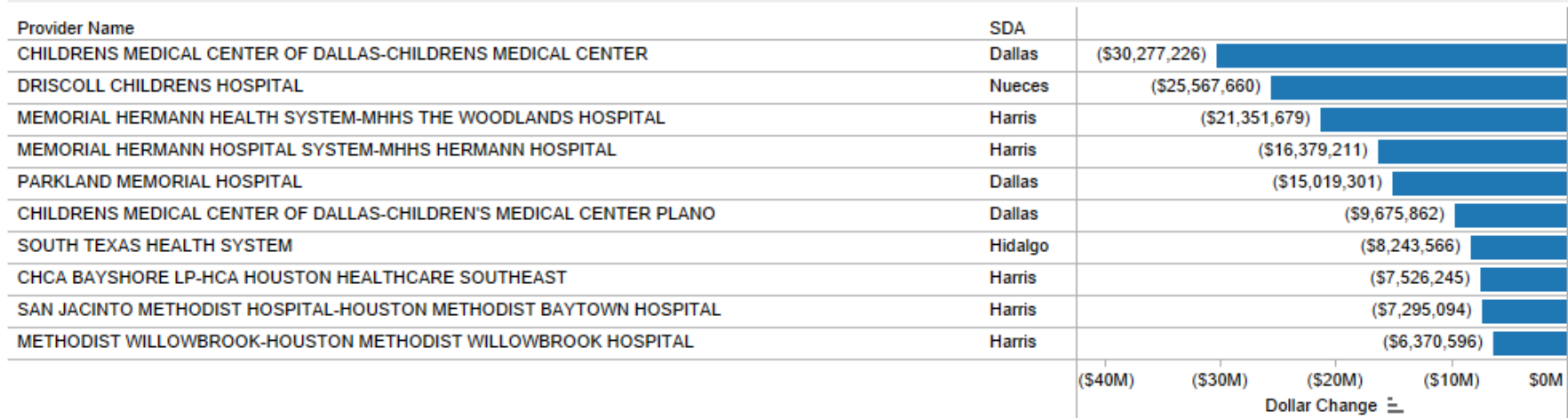
Top 10 Overall Gains and Losses

Payment variances listed by amount, percentage and provider location

Top 10 Overall Gains by Amount



Top 10 Overall Losses by Amount



Top 10 Overall Gains by Percentage

Provider Name	SDA	Percent Change
CUMBERLAND SURGICAL HOSPITAL OF SAN ANTONIO LLC	Bexar	4834%
FT WORTH SURGICARE PARTNERS, LTD-BAYLOR SURGICAL HOSPITAL AT FT WORTH	Tarrant	1596%
TEXAS INSTITUTE FOR SURGERY LLP-TEXAS INSTITUTE FOR SURGERY AT TEXAS HEALTH PRESBY	Dallas	421%
EAST EL PASO PHYSICIANS MEDICAL CENTER LLC-FOUNDATION SURGICAL HOSPITAL OF EL PASO	El Paso	338%
BRAZOS VALLEY PHYSICIANS ORGANIZATION MSO LLC-THE PHYSICIANS CENTRE HOSPITAL	MRSA Central	299%
SHRINERS HOSPITAL FOR CHILDREN-GALVESTON	Harris	253%
LUBBOCK HEART HOSPITAL LLC-LUBBOCK HEART HOSPITAL	Lubbock	240%
MESA HILLS SPECIALTY HOSPITAL OPERATOR, LLC-MESA HILLS SPECIALTY HOSPITAL	El Paso	224%
TOPS SPECIALTY HOSPITAL, LTD	Harris	215%
HERITAGE PARK SURGICAL HOSPITAL, LLC-BAYLOR SCOTT & WHITE SURGICAL HOSPITAL AT SHERMAN	MRSA Northeast	203%
MEMORIAL HERMANN SPECIALTY HOSPITAL KINGWOOD LLC	Harris	201%

Top 10 Overall Losses by Percentage

Provider Name	SDA	Percent Change
VHS HARLINGEN HOSPITAL COMPANY LLC-VALLEY BAPTIST MICRO-HOSPITAL WESLACO	Hidalgo	-82%
WOODLANDS SPECIALTY HOSPITAL-WOODLANDS SPECIALTY HOSPITAL LLC	Harris	-80%
ALTUS HOUSTON HOSPITAL LP-ALTUS HOUSTON HOSPITAL	Harris	-74%
BAYTOWN MEDICAL CENTER, LP-ALTUS BAYTOWN HOSPITAL, BAYTOWN MEDICAL CENTER	Harris	-73%
BAYLOR MEDICAL CENTERS AT GARLAND AND MCKINNEY-BAYLOR SCOTT AND WHITE MEDICAL CENTER - MCKINNEY	Dallas	-67%
EVEREST REAL ESTATE INVESTMENTS LLP-SE TEXAS ER AND HOSPITAL	Harris	-62%
BAYLOR MEDICAL CENTER AT WAXAHACHIE	Dallas	-61%
BAYLOR SCOTT AND WHITE MEDICAL CENTERS CAPITOL ARE-BAYLOR SCOTT & WHITE MEDICAL CENTER - AUSTIN	Travis	-60%
BAYLOR SCOTT & WHITE MEDICAL CENTERS - CAPITOL ARE-BAYLOR SCOTT & WHITE MEDICAL CENTER - BUDA	Travis	-59%
METHODIST HOSPITALS OF DALLAS-METHODIST MIDLOTHIAN MEDICAL CENTER	Dallas	-59%

August 2023

DRAFT created by HHSC Provider Finance



Top 10 Overall Gains Payment Detail

Provider Name	Current	Eapg	Dollar Change
SCOTT AND WHITE MEMORIAL HOSPITAL-BAYLOR SCOTT AND WHITE MEDICAL CENTER TEMPLE	\$46,645,935	\$71,719,358	\$25,073,423
CHRISTUS SANTA ROSA HEALTH CARE CORPORATION-CHRISTUS SANTA ROSA CHILDRENS	\$18,444,087	\$40,316,961	\$21,872,874
TARRANT COUNTY HOSPITAL DISTRICT-JPS HEALTH NETWORK	\$35,113,848	\$51,278,440	\$16,164,592
DAY SURGERY AT RENAISSANCE LLC-DOCTORS HOSPITAL AT RENAISSANCE LTD	\$24,441,743	\$40,150,050	\$15,708,307
HARRIS COUNTY HOSPITAL DISTRICT	\$25,857,659	\$40,774,774	\$14,917,115
TEXAS CHILDRENS HOSPITAL	\$311,275,652	\$324,266,634	\$12,990,982
SETON HEALTHCARE-DELL CHILDRENS MEDICAL CENTER	\$24,806,672	\$35,261,526	\$10,454,854
EL PASO CHILDRENS HOSPITAL	\$7,779,081	\$18,139,508	\$10,360,427
METHODISTS CHILDRENS HOSPITAL-COVENANT CHILDRENS HOSPITAL	\$11,476,922	\$20,389,963	\$8,913,041
MOTHER FRANCES HOSPITAL REGIONAL HEALTHCARE CENTER-MOTHER FRANCES HOSPITAL	\$12,547,715	\$19,845,862	\$7,298,148

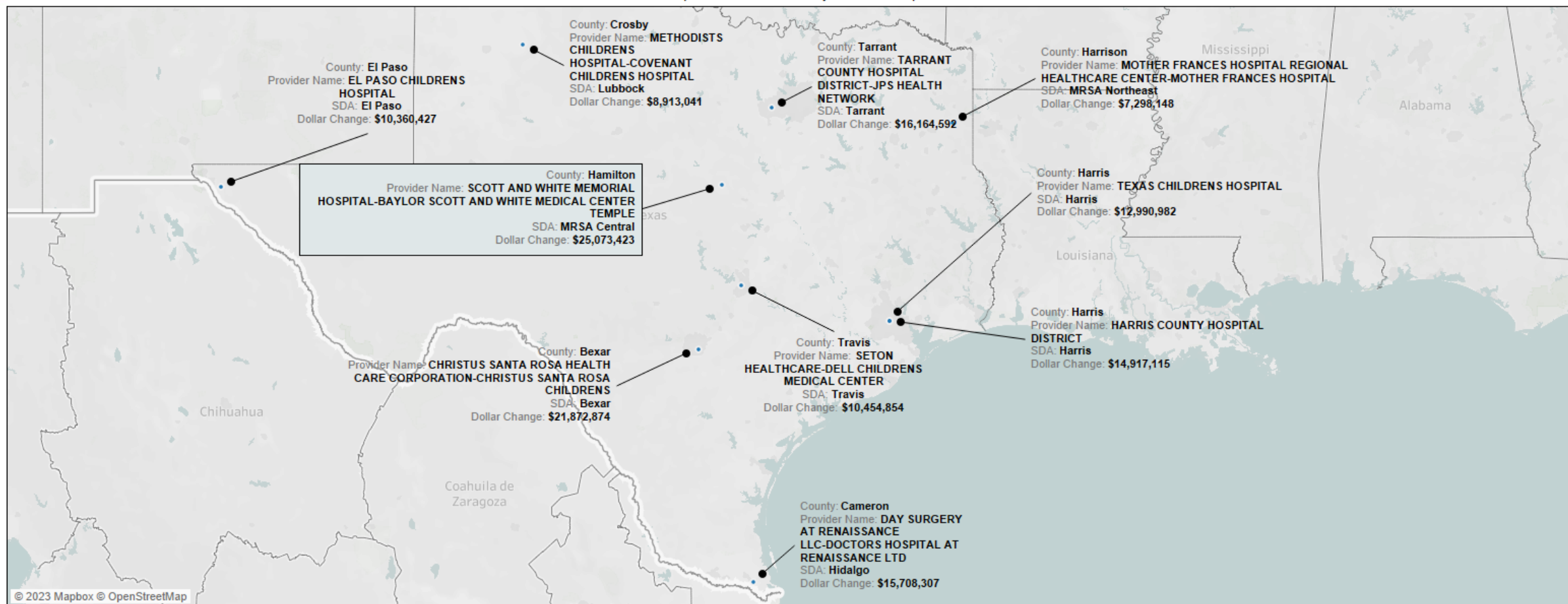
Top 10 Overall Losses Payment Detail

Provider Name	Current	Eapg	Dollar Chan..
CHILDRENS MEDICAL CENTER OF DALLAS-CHILDRENS MEDICAL CENTER	\$244,405,391	\$214,128,165	(\$30,277,226)
DRISCOLL CHILDRENS HOSPITAL	\$97,386,579	\$71,818,919	(\$25,567,660)
MEMORIAL HERMANN HEALTH SYSTEM-MHHS THE WOODLANDS HOSPITAL	\$55,593,601	\$34,241,922	(\$21,351,679)
MEMORIAL HERMANN HOSPITAL SYSTEM-MHHS HERMANN HOSPITAL	\$56,797,018	\$40,417,807	(\$16,379,211)
PARKLAND MEMORIAL HOSPITAL	\$87,717,904	\$72,698,602	(\$15,019,301)
CHILDRENS MEDICAL CENTER OF DALLAS-CHILDREN'S MEDICAL CENTER PLANO	\$43,833,520	\$34,157,658	(\$9,675,862)
SOUTH TEXAS HEALTH SYSTEM	\$26,559,598	\$18,316,032	(\$8,243,566)
CHCA BAYSHORE LP-HCA HOUSTON HEALTHCARE SOUTHEAST	\$17,568,391	\$10,042,146	(\$7,526,245)
SAN JACINTO METHODIST HOSPITAL-HOUSTON METHODIST BAYTOWN HOSPITAL	\$13,967,790	\$6,672,696	(\$7,295,094)
METHODIST WILLOWBROOK-HOUSTON METHODIST WILLOWBROOK HOSPITAL	\$10,953,100	\$4,582,503	(\$6,370,596)





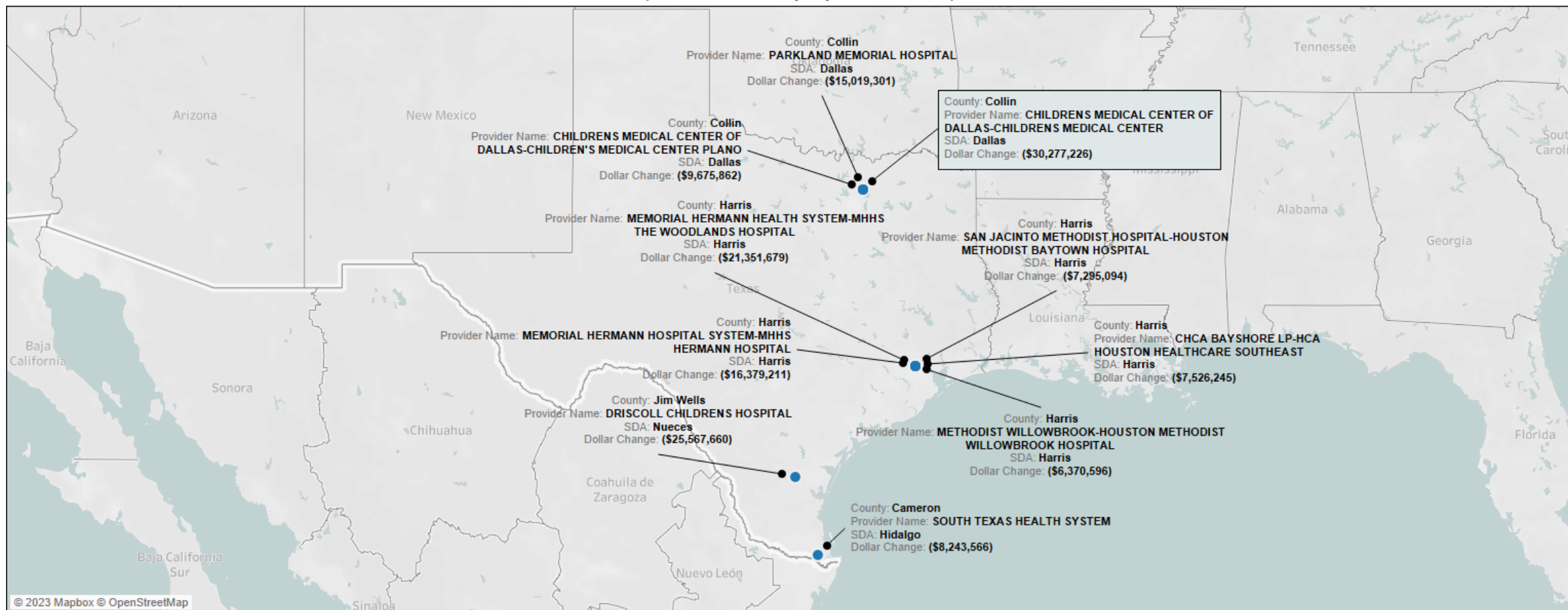
Top 10 Overall Gains by Amount Map



Map based on Longitude (generated) and Latitude (generated). Details are shown for County and SDA. The view is filtered on Provider Name, which keeps 10 of 747 members.



Top 10 Overall Losses by Payment Amount Map



© 2023 Mapbox © OpenStreetMap

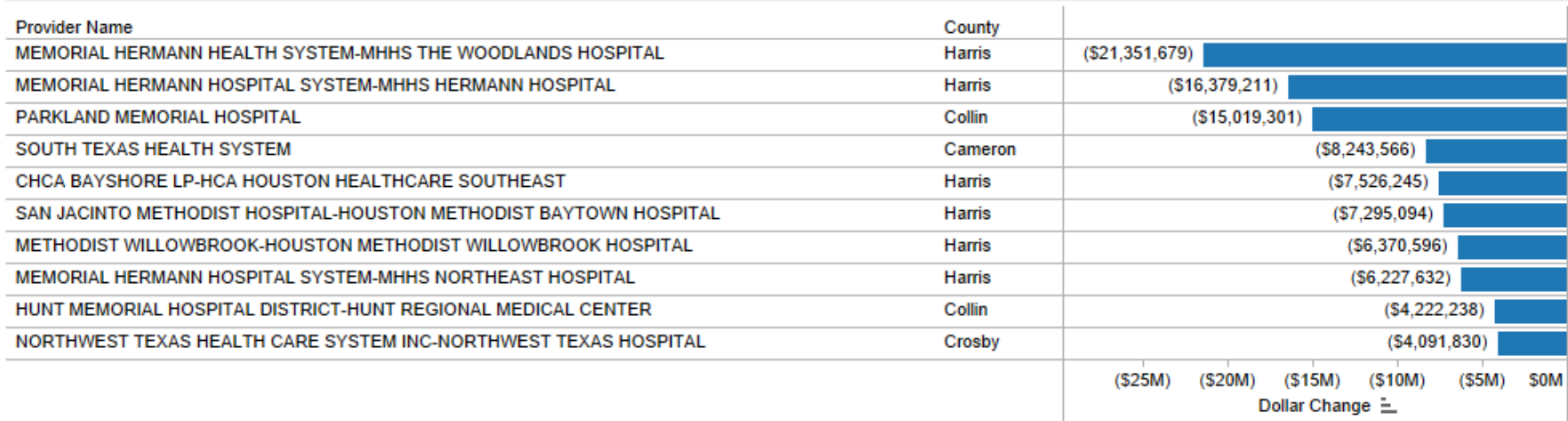
Map based on Longitude (generated) and Latitude (generated). The marks are labeled by SDA, Provider Name, County and sum of Dollar Change. The view is filtered on Provider Name, Exclusions (Provider Name,SDA) and sum of Dollar Change. The Provider Name filter keeps 15 of 747 members. The Exclusions (Provider Name,SDA) filter keeps 742 members. The sum of Dollar Change filter ranges from (\$30,277,226) to \$25,073,423.



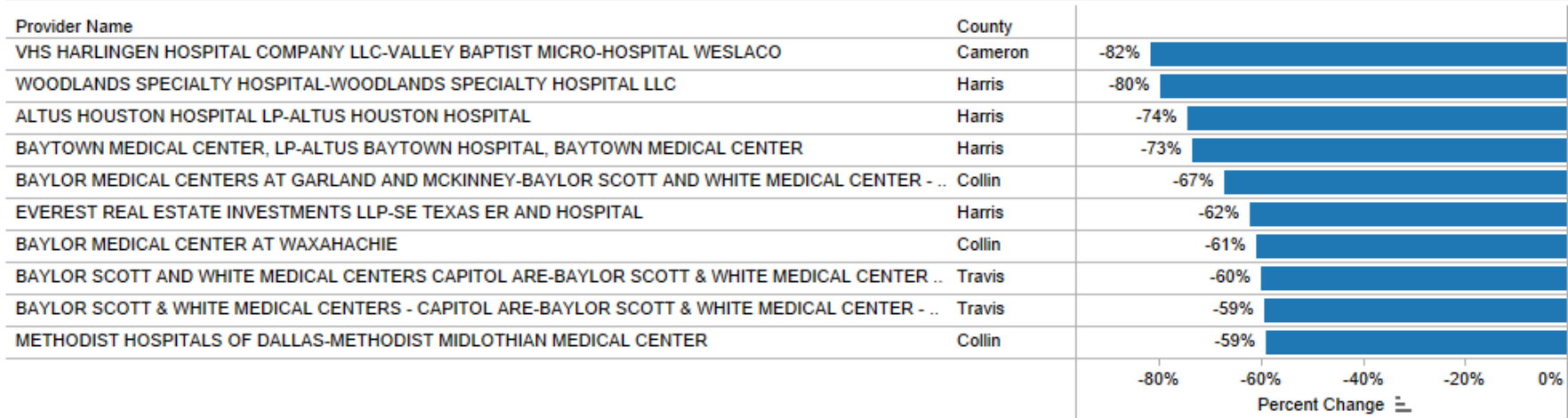
TEXAS
Health and Human
Services

Top 10 Gains and Losses by Hospital Peer Group

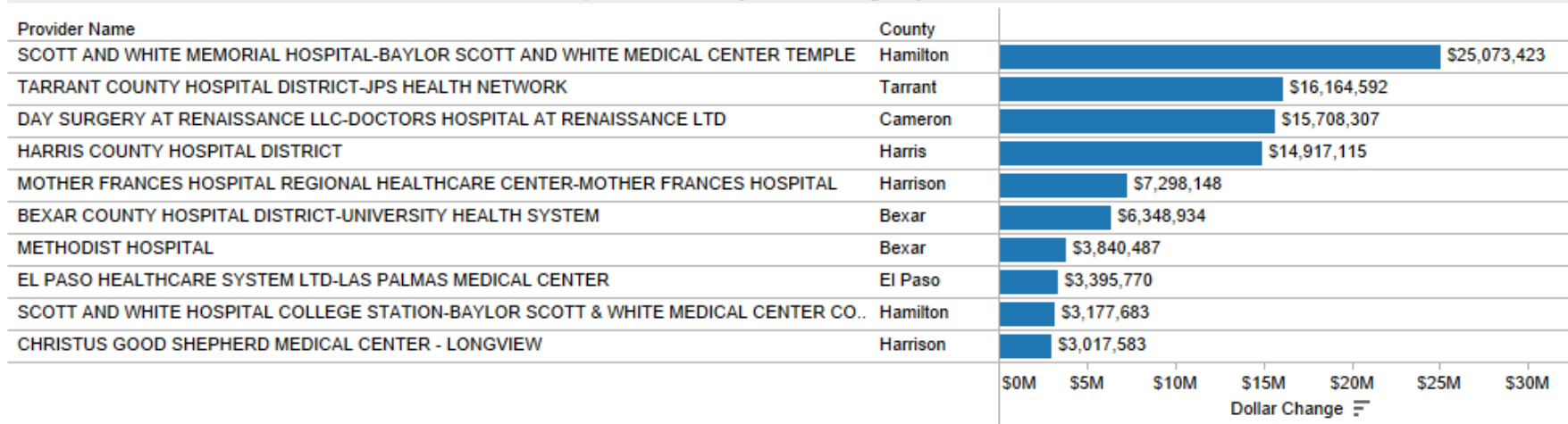
Urban Top 10 Losses by Amount



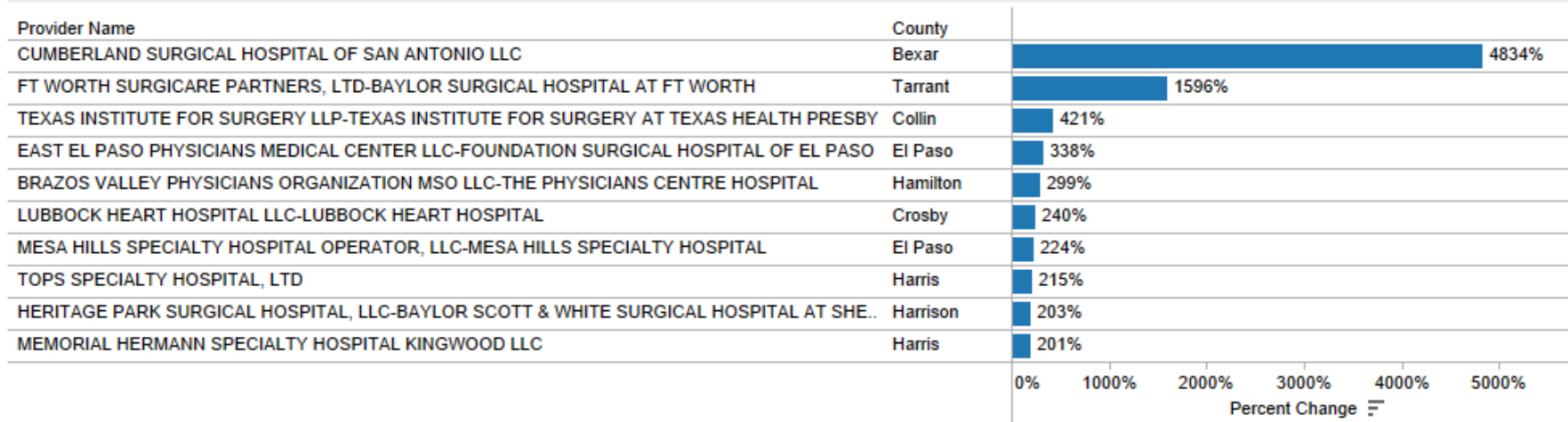
Urban Top 10 Losses by Percentage



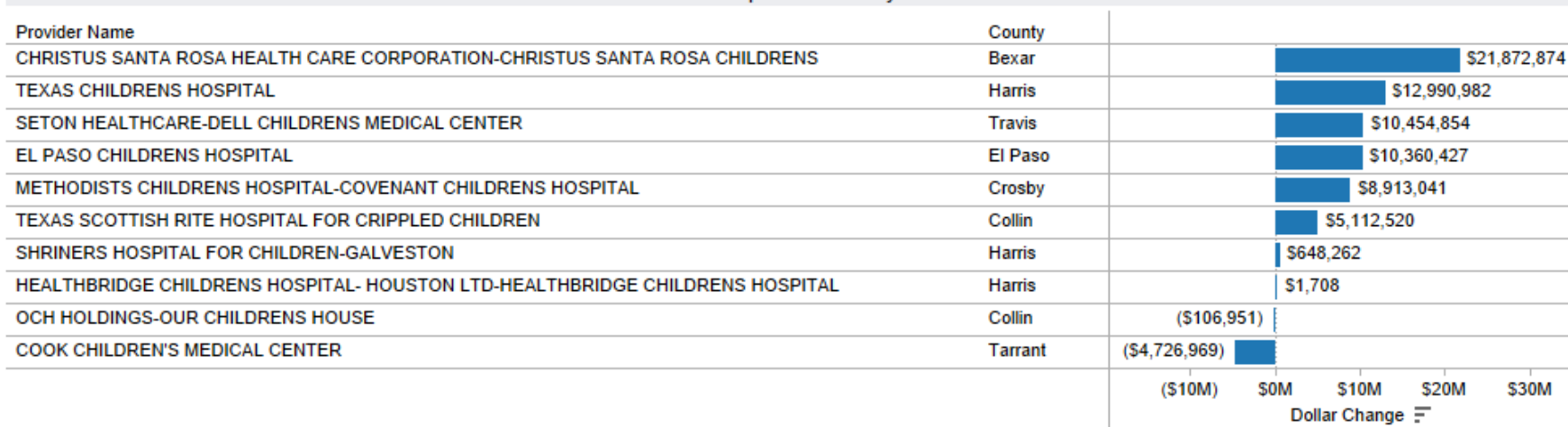
Top 10 Urban Payment Change by Amounts



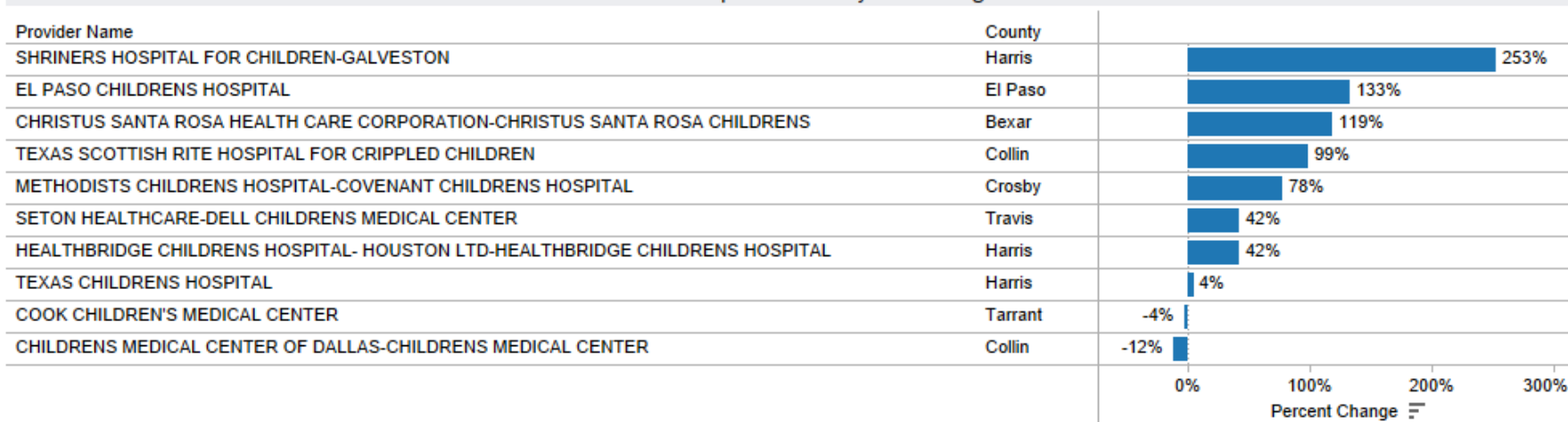
Top 10 Urban Payment Change by Percentage



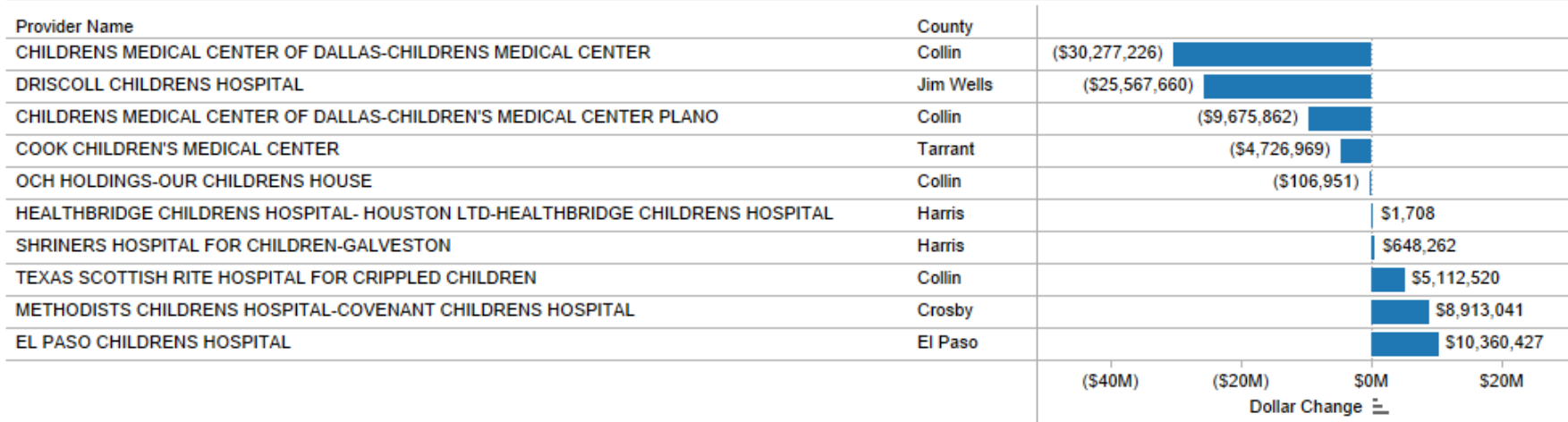
Children's Top 10 Gains by Amount



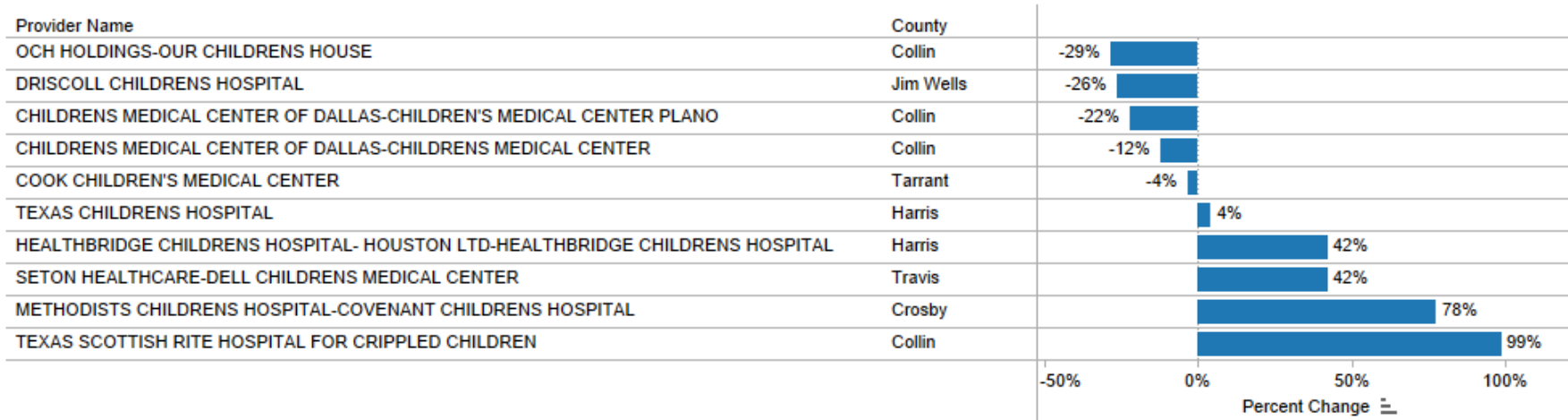
Children's Top 10 Gains by Percentage



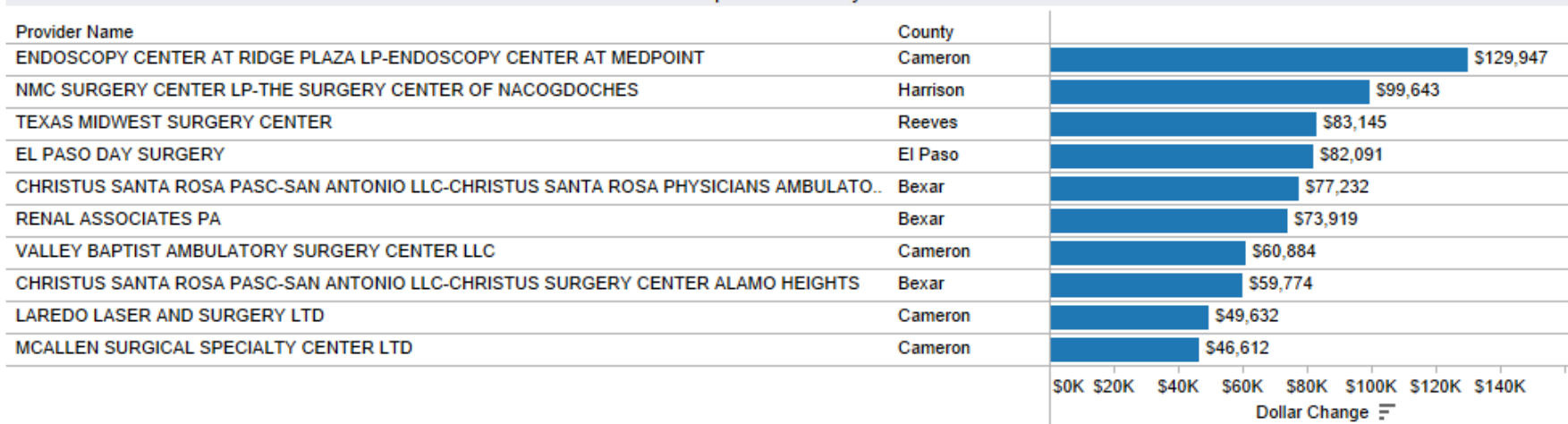
Children's Top 10 Losses by Amount



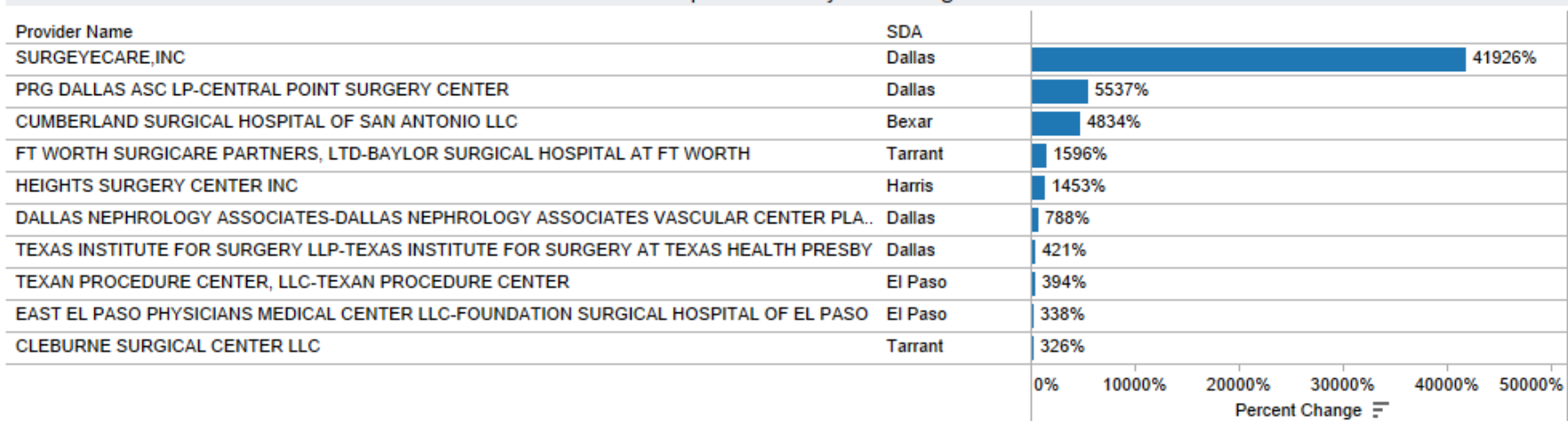
Children's Top 10 Losses by Percentage



ASC Top 10 Gains by Amount



ASC Top 10 Gains by Percentage



ASC Top 10 Losses by Amount

Provider Name	County	
HOUSTON CHILDRENS DENTAL CENTER LLC	Harris	(\$514,516)
DFW CHILDREN'S SURGERY CENTER LLC	Collin	(\$156,999)
CHILDREN 1ST HOUSTON SOUTH LLC	Harris	(\$132,436)
CASTLE HILLS OUTPATIENT CENTER, INC.-SURGICAL ARTS CENTER	Bexar	(\$107,691)
SAN ANTONIO CHILDRENS SURGICAL	Bexar	(\$107,233)
TURTLE CREEK SURGERY CENTER	Harrison	(\$85,636)
CHILDREN 1ST GRAND PRAIRIE LLC-CHILDREN 1ST DENTAL & SURGERY CENTER	Collin	(\$60,541)
DOMAIN SURGICAL LLC	Crosby	(\$54,118)
MEDICAL PARK TOWER SURGERY CENTER LLC-MEDICAL PARK TOWER SURGERY CENTER	Travis	(\$49,338)
BAILEY SQUARE AMBULATORY SURGICAL CENTER, LTD-BAILEY SQUARE SURGICAL CENTER	Travis	(\$43,538)

\$0M

Dollar Change

ASC Top 10 Losses by Percentage

Provider Name	County	
FORT WORTH ENDOSCOPY CENTERS LLC-FORT WORTH ENDOSCOPY CENTER GENERAL PARTNERSHIP	Tarrant	-73%
CEDAR PARK SURGERY CENTER LLC	Travis	-63%
MEDICAL PARK TOWER SURGERY CENTER LLC-MEDICAL PARK TOWER SURGERY CENTER	Travis	-54%
MEMORIAL HERMANN SURGERY CENTER TEXAS MEDICAL CENTER	Harris	-52%
ARLINGTON SURGERY CENTER ASSOCIATES-TEXAS HEALTH SURGERY CENTER ARLINGTON	Tarrant	-48%
THEDA OAKS GASTROENTEROLOGY AND ENDOSCOPY CENTER LT	Bexar	-44%
COLUMBIA BAY AREA SURGICARE	Harris	-43%
MEMORIAL HERMANN SURGERY CENTER SUGAR LAND LLP	Harris	-42%
MEMORIAL HERMANN TEXAS INTERNATIONAL ENDOSCOPY CENTER	Harris	-32%
CENTRAL PARK SURGERY CENTER LP	Tarrant	-30%

-80% -60% -40% -20% 0%

Percent Change



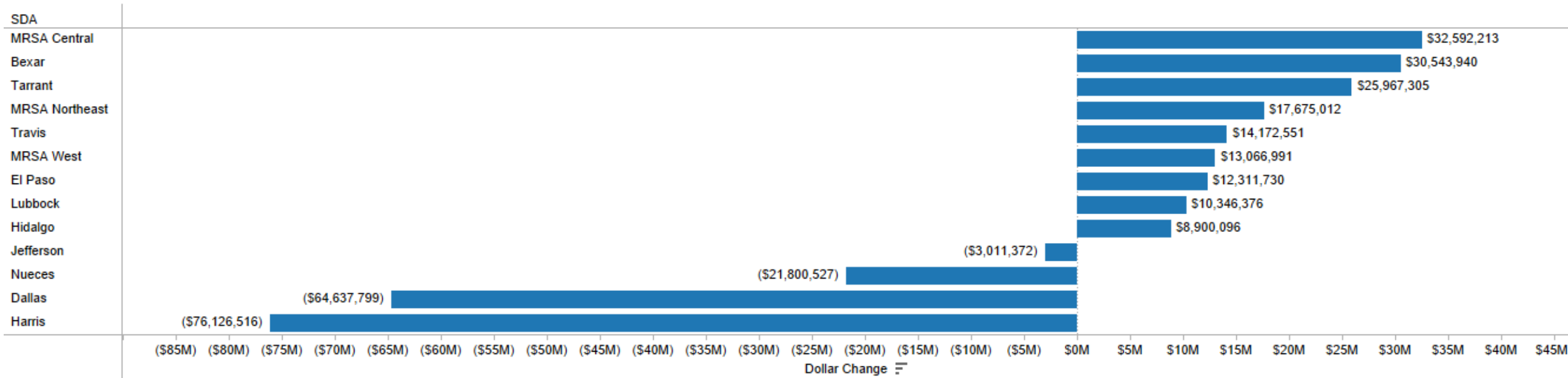


TEXAS
Health and Human
Services

Top 10 Gain and Loss Summaries by SDA



SDA Payment Change Summary



Sum of Dollar Change for each SDA.

Top 10 Gains - Bexar

SDA	Provider Name	Dollar Change
Bexar	CHRISTUS SANTA ROSA HEALTH CARE CORPORATION-CHRISTUS SANTA ROSA CHILDRENS	\$21,872,874
	BEXAR COUNTY HOSPITAL DISTRICT-UNIVERSITY HEALTH SYSTEM	\$6,348,934
	METHODIST HOSPITAL	\$3,840,487
	CHRISTUS SANTA ROSA HEALTH CARE CORPORATION-CHRISTUS SANTA ROSA HOSPITAL	\$1,073,880
	METHODIST HEALTHCARE SYSTEM OF SAN ANTONIO LTD LLP-METHODIST STONE OAK HOSPITAL	\$288,858
	SOUTHWEST GENERAL HOSPITAL LP-SOUTHWEST GENERAL HOSPITAL	\$104,050
	CHRISTUS SANTA ROSA PASC-SAN ANTONIO LLC-CHRISTUS SANTA ROSA PHYSICIANS AMBULATORY SURGERY	\$77,232
	RENAL ASSOCIATES PA	\$73,919
	CHRISTUS SANTA ROSA PASC-SAN ANTONIO LLC-CHRISTUS SURGERY CENTER ALAMO HEIGHTS	\$59,774
	SAN ANTONIO SURGICENTER LLC-THE CENTER FOR SPECIAL SURGERY AT TCA	\$31,422

\$0M \$5M \$10M \$15M \$20M \$25M
Dollar Change

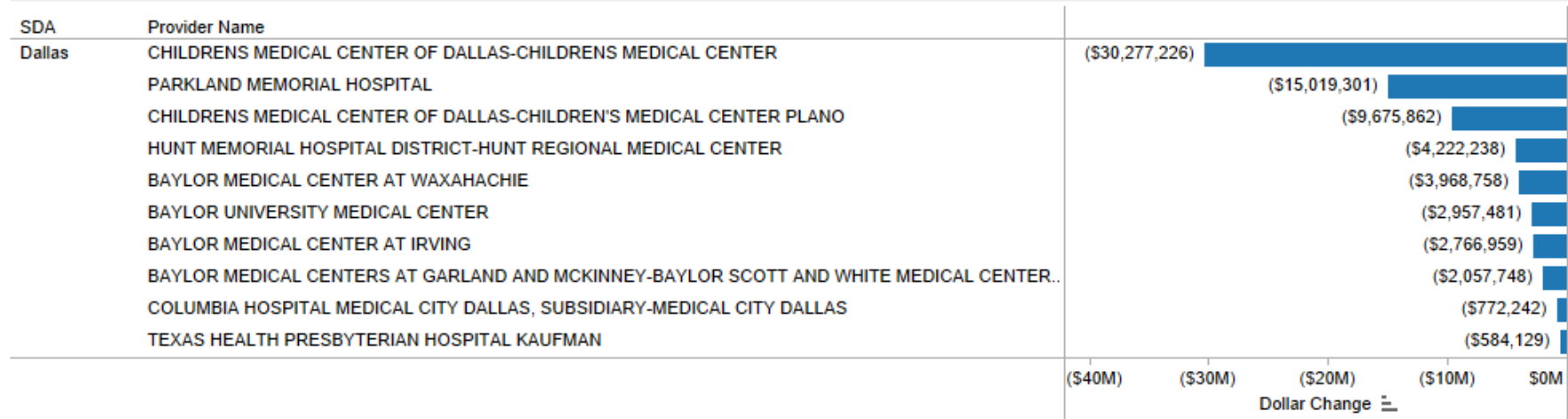
Top 10 Losses - Bexar

SDA	Provider Name	Dollar Change
Bexar	EMERUS BHS SA THOUSAND OAKS LLC-BAPTIST EMERGENCY HOSPITAL SHAVANO PARK	(\$2,086,091)
	VHS SAN ANTONIO PARTNERS LLC-BAPTIST MEDICAL CENTER	(\$712,564)
	RESOLUTE HOSPITAL COMPANY LLC	(\$113,067)
	CASTLE HILLS OUTPATIENT CENTER, INC.-SURGICAL ARTS CENTER	(\$107,691)
	SAN ANTONIO CHILDRENS SURGICAL	(\$107,233)
	GUADALUPE COUNTY HOSPITAL BOARD-GUADALUPE REGIONAL MEDICAL CENTER	(\$88,173)
	METHODIST MEDICAL CENTER ASC LP	(\$34,547)
	THEDA OAKS GASTROENTEROLOGY AND ENDOSCOPY CENTER LT	(\$32,619)
	CHRISTUS SANTA ROSA OUTPATIENT SURGERY NEW BRAUNFE	(\$6,342)
	METHODIST AMBULATORY SURGERY CENTER OF LANDMARK, L	(\$61)

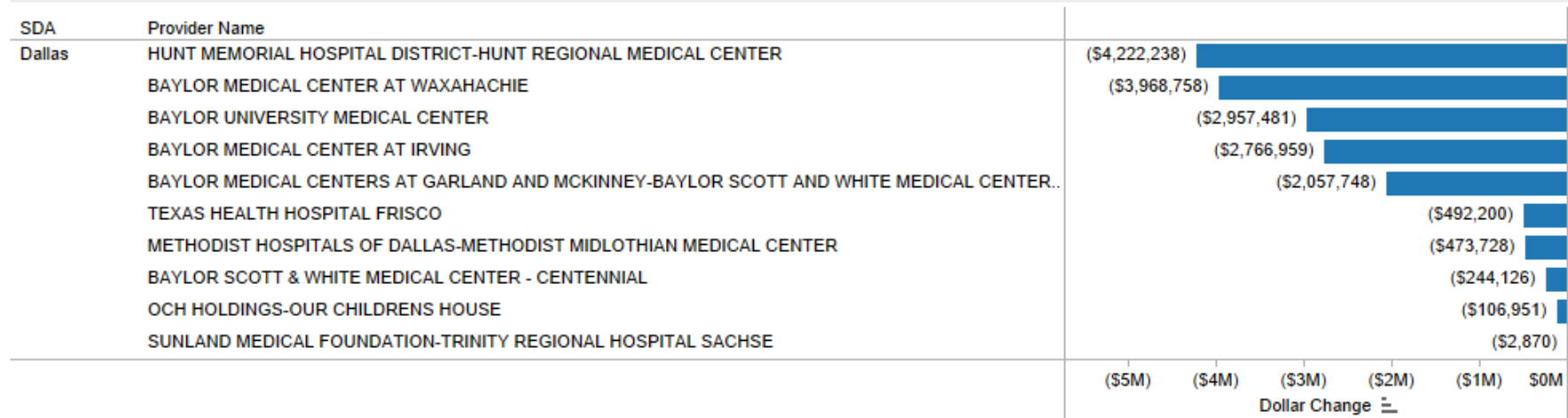
(\$2M) (\$1M) \$0M
Dollar Change



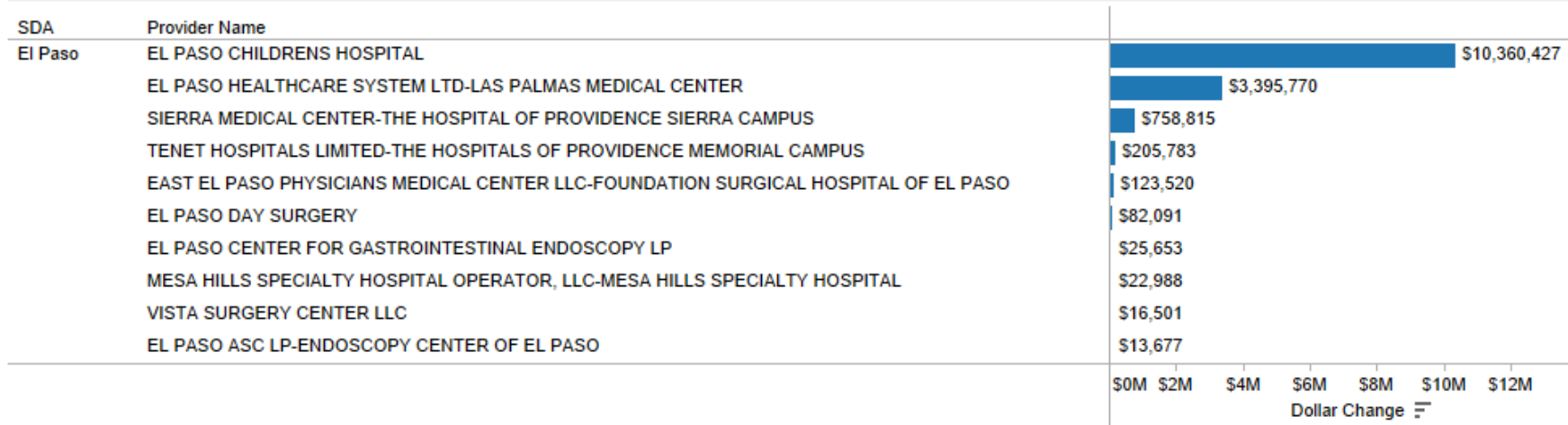
Top 10 Gains - Dallas



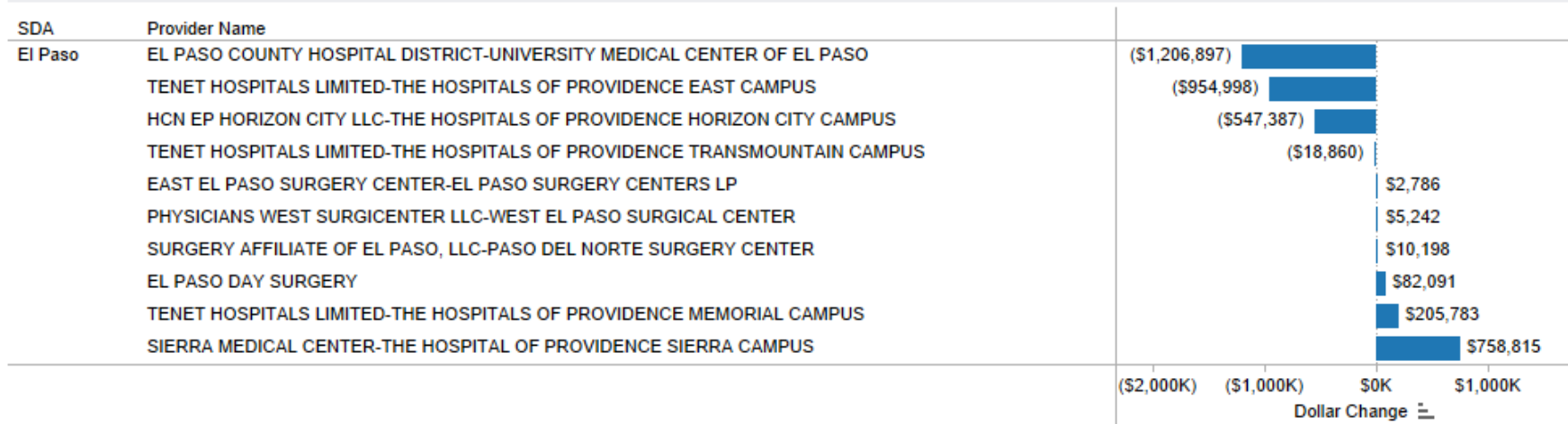
Top 10 Losses - Dallas



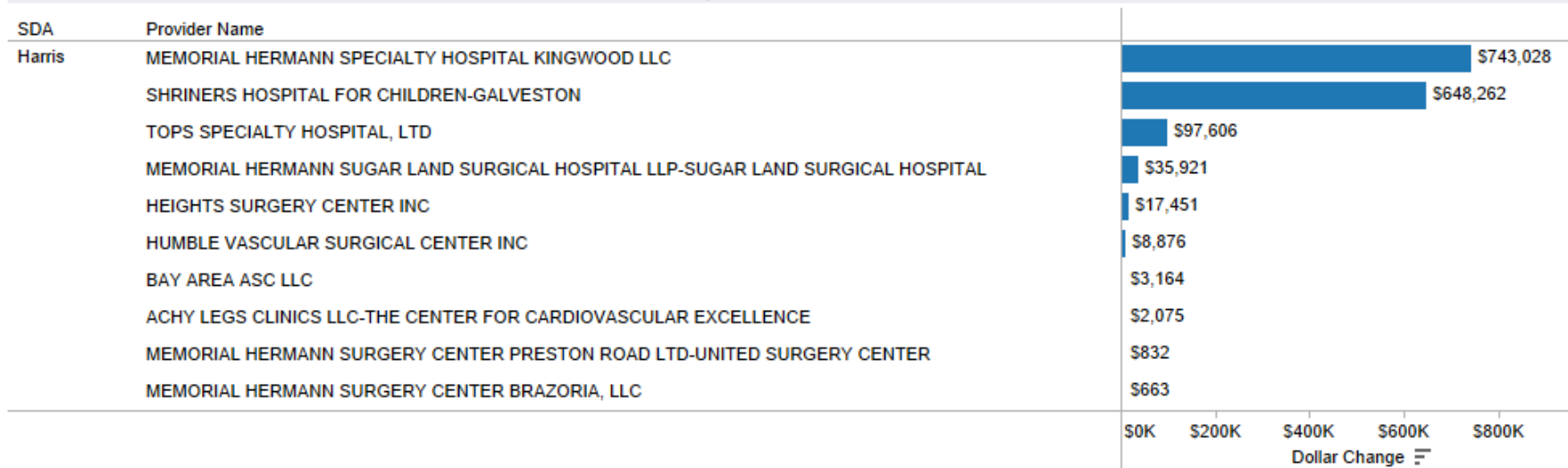
Top 10 Gains - El Paso



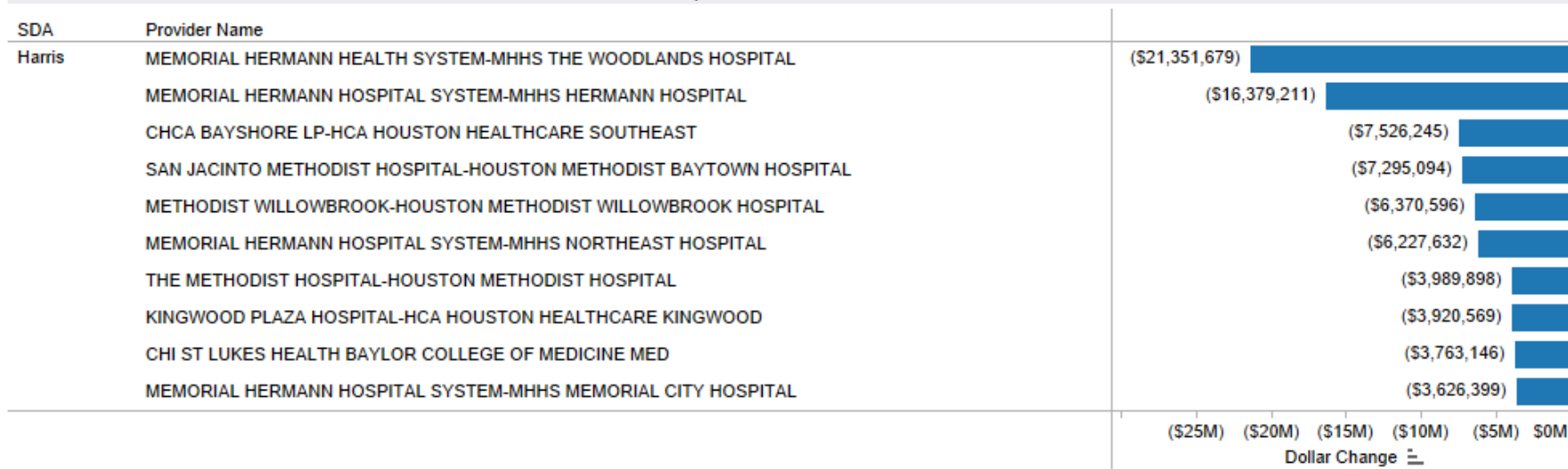
Top 10 Losses - El Paso



Top 10 Gains - Harris



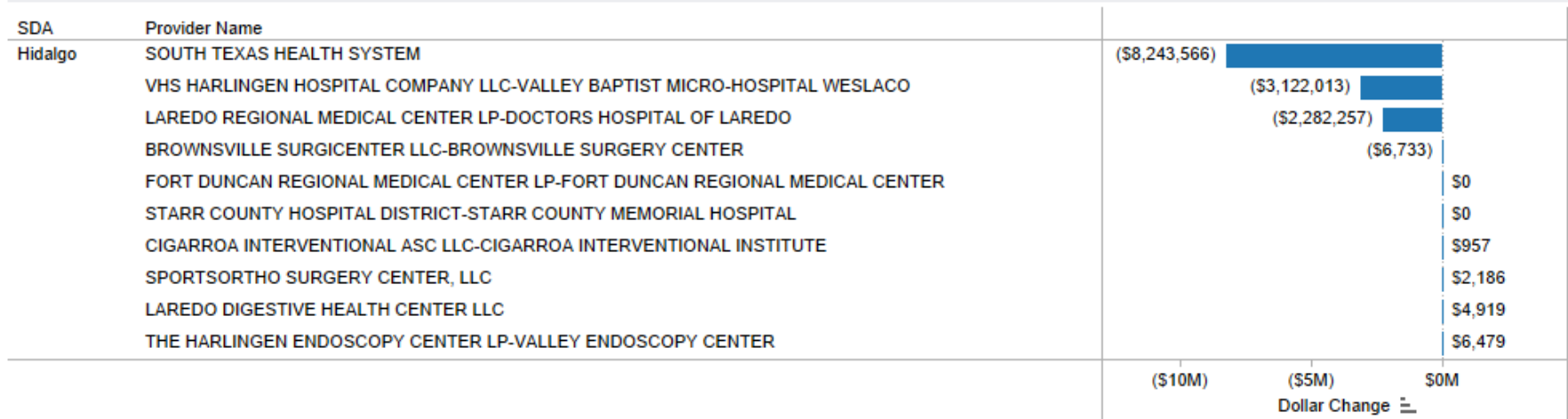
Top 10 Losses - Harris



Top 10 Gains - Hidalgo



Top 10 Losses - Hidalgo



Top 10 Gains - Jefferson



Top 10 Losses - Jefferson



TEXAS
Health and Human
Services

Top 10 Gains - Lubbock

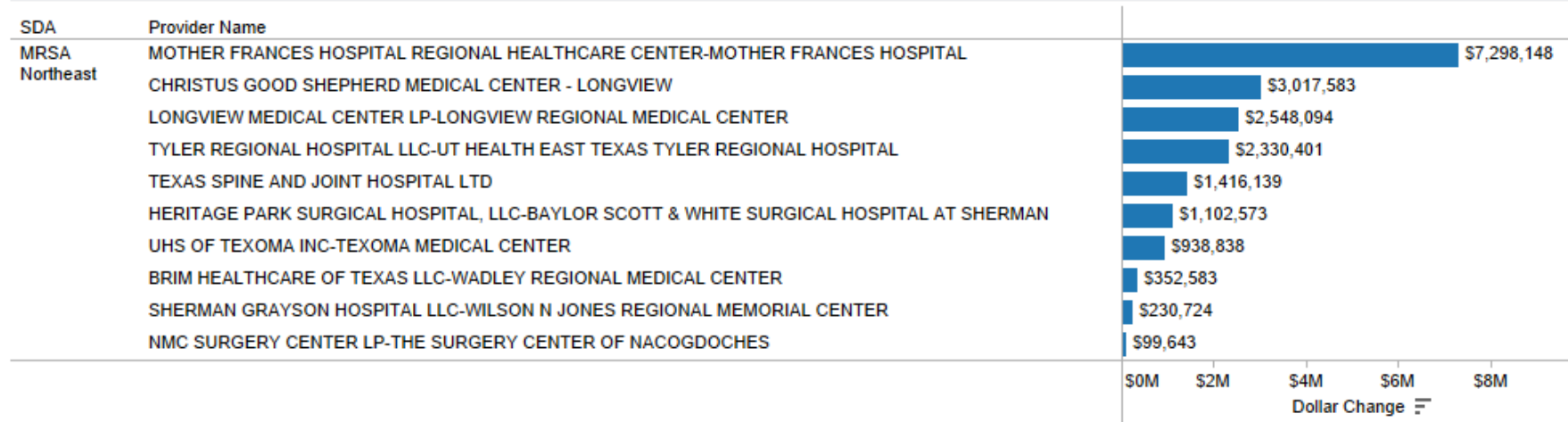
SDA	Provider Name	Dollar Change
Lubbock	METHODISTS CHILDRENS HOSPITAL-COVENANT CHILDRENS HOSPITAL	\$8,913,041
	UNIVERSITY MEDICAL CENTER	\$2,144,597
	COVENANT MEDICAL CENTER	\$1,303,986
	BSA HOSPITAL LLC-BAPTIST ST ANTHONYS HEALTH SYSTEM	\$770,933
	PHYSICIANS SURGICAL HOSPITALS LLC-QUAIL CREEK SURGICAL HOSPITAL	\$656,666
	LUBBOCK HEART HOSPITAL LLC-LUBBOCK HEART HOSPITAL	\$492,895
	LUBBOCK HERITAGE HOSPITAL LLC-GRACE MEDICAL CENTER	\$189,067
	COVENANT HIGH PLAINS SURGERY CENTER LLC - 22ND STREET	\$9,668
	COVENANT HIGH PLAINS SURGERY CENTER LLC-COVENANT SURGICENTER LTD	\$4,760
	AUA SURGICAL CENTER, LLC	\$2,728

Top 10 Losses - Lubbock

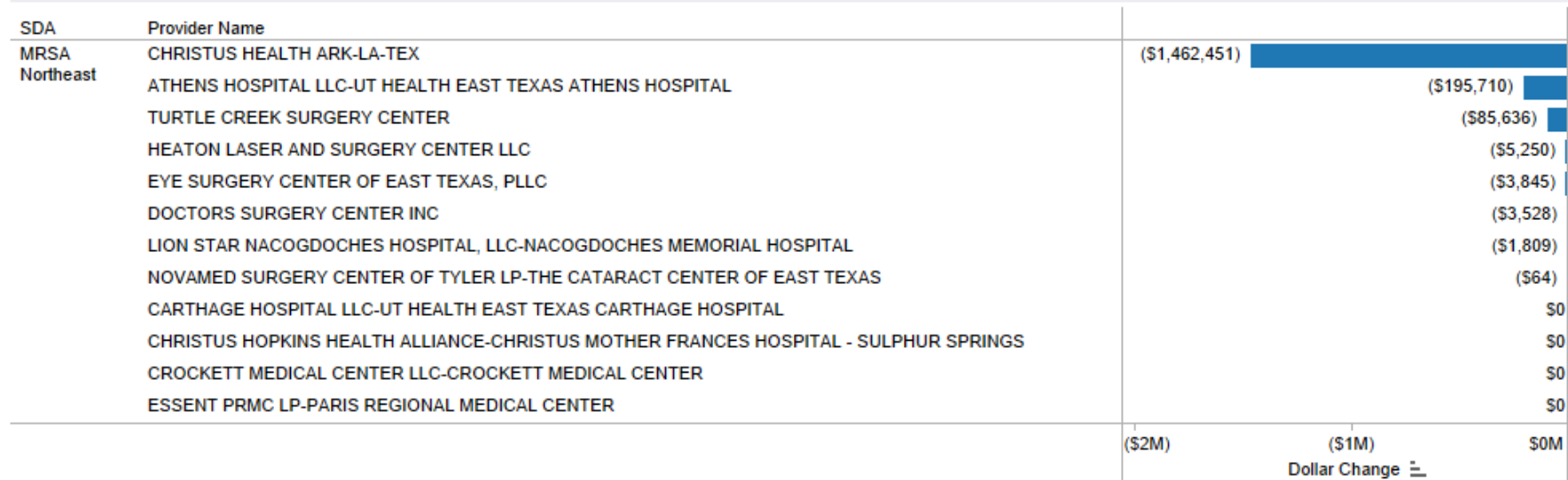
SDA	Provider Name	Dollar Change
Lubbock	NORTHWEST TEXAS HEALTH CARE SYSTEM INC-NORTHWEST TEXAS HOSPITAL	(\$4,091,830)
	DOMAIN SURGICAL LLC	(\$54,118)
	AMARILLO CATARACT AND EYE-AMARILLO CATARACT & EYESURGE	(\$322)
	CROSBYTON CLINIC HOSPITAL	\$0
	DEAF SMITH COUNTY HOSPITAL DISTRICT-HEREFORD REGIONAL MEDICAL CENTER	\$0
	GPCH LLC-GOLDEN PLAINS COMMUNITY HOSPITAL	\$0
	LAMB HEALTHCARE CENTER	\$0
	LOCKNEY GENERAL HOSPITAL DISTRICT-W J MANGOLD MEMORIAL HOSPITAL	\$0
	LYNN COUNTY HOSPITAL DISTRICT	\$0
	METHODIST HOSPITAL LEVELLAND-COVENANT HOSPITAL LEVELLAND	\$0
	METHODIST HOSPITAL PLAINVIEW-COVENANT HOSPITAL PLAINVIEW	\$0



Top 10 Gains - MRSA NE



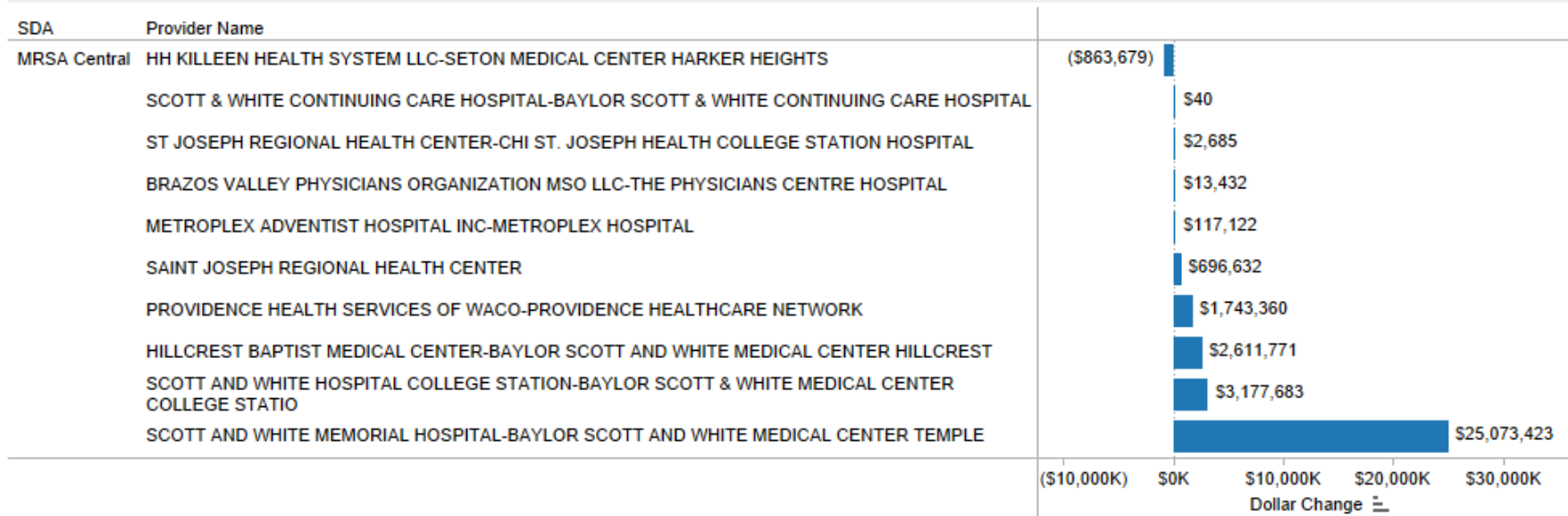
Top 10 Losses - MRSA NE



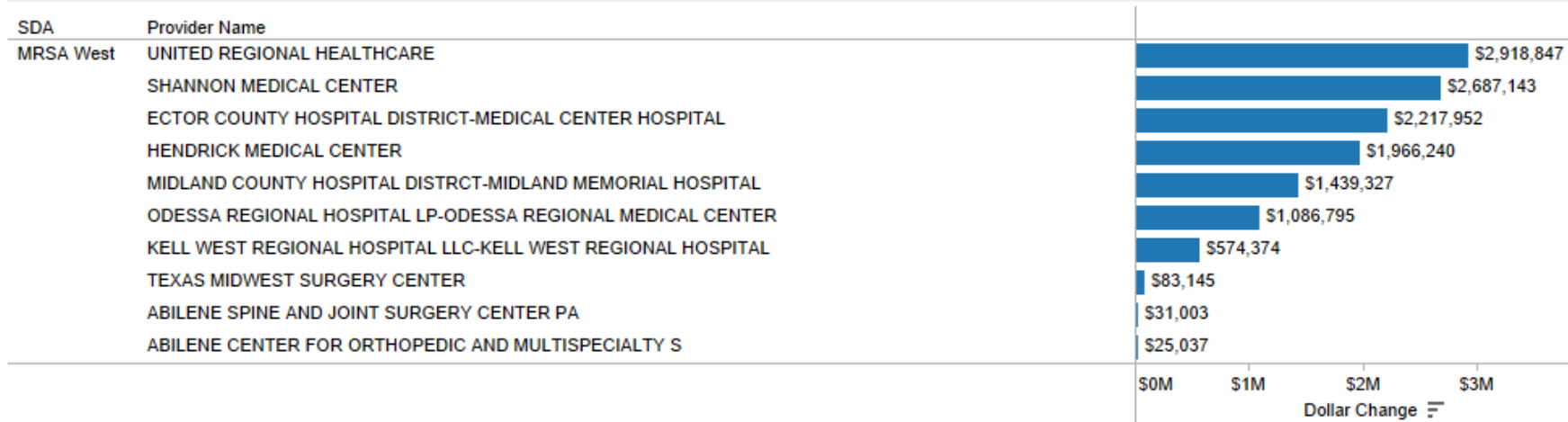
Top 10 Gains - MRSA Central



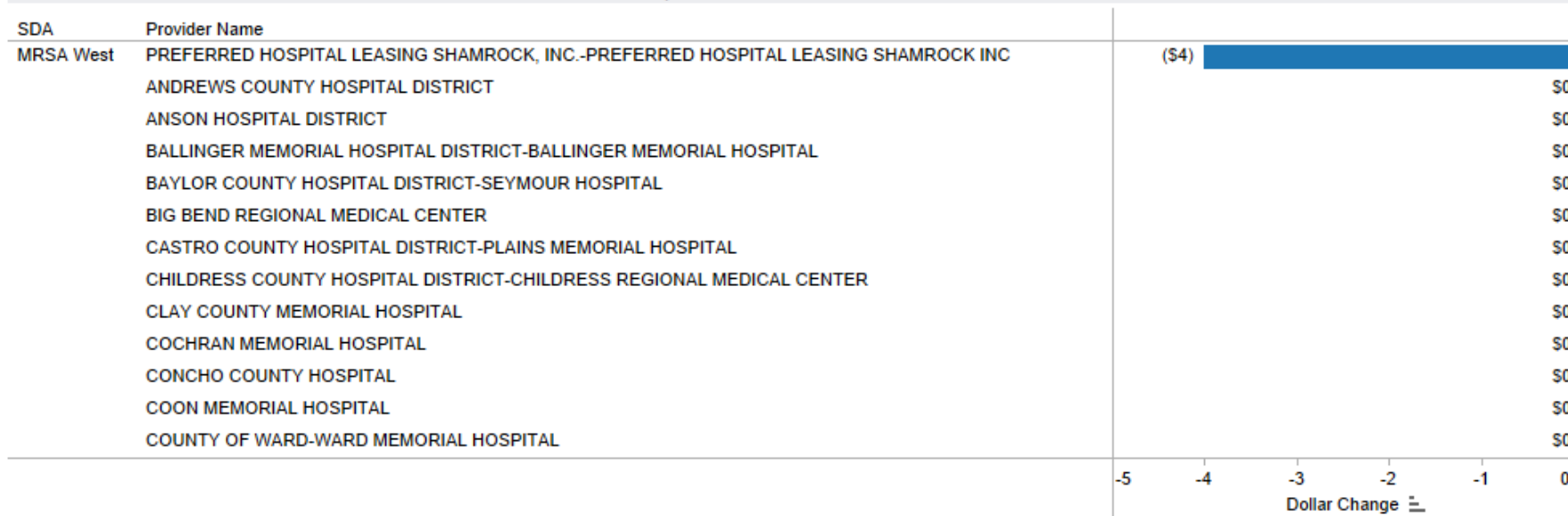
Top 10 Losses - MRSA Central



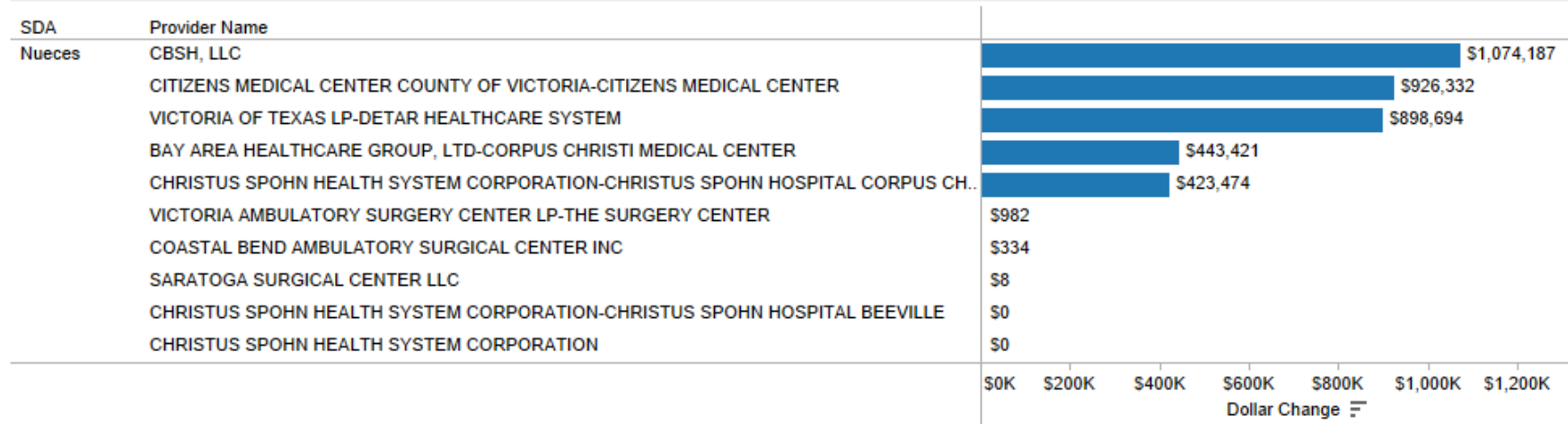
Top 10 Gains - MRSA West



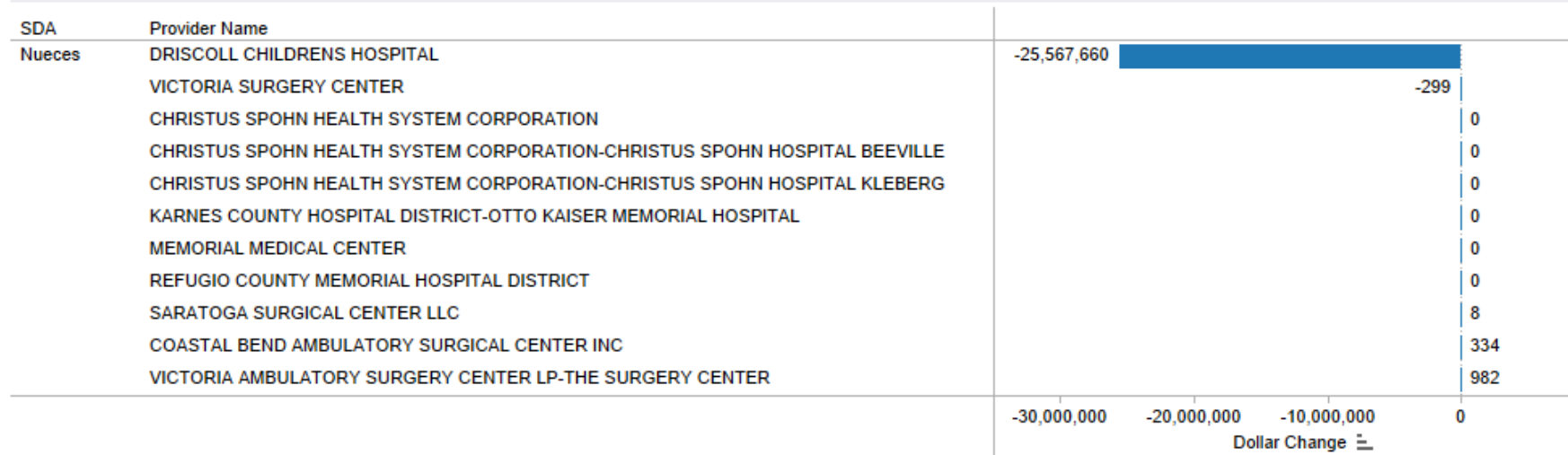
Top 10 Losses - MRSA West



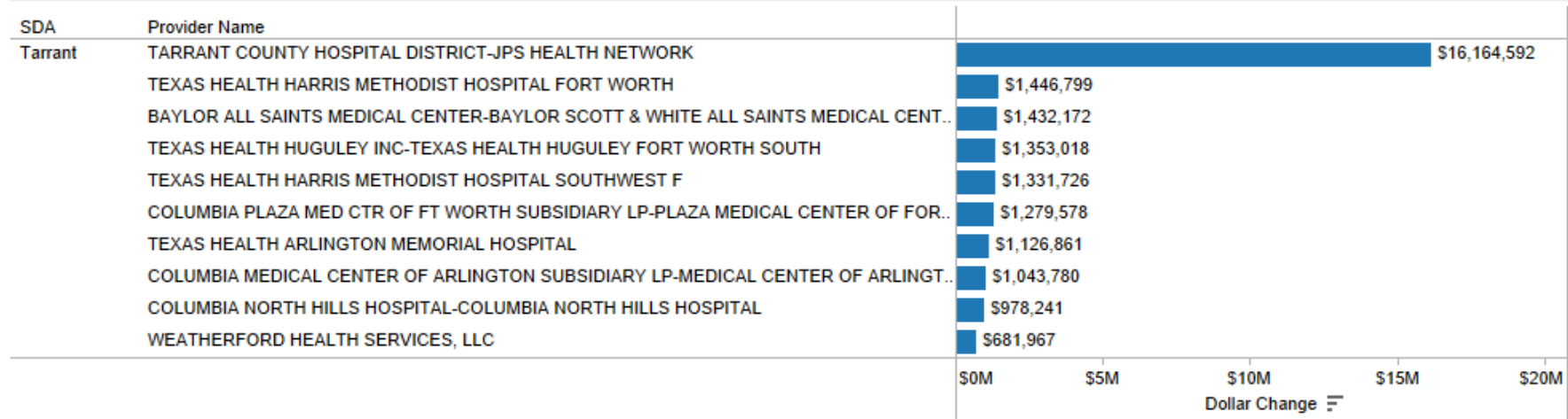
Top 10 Gains - Nueces



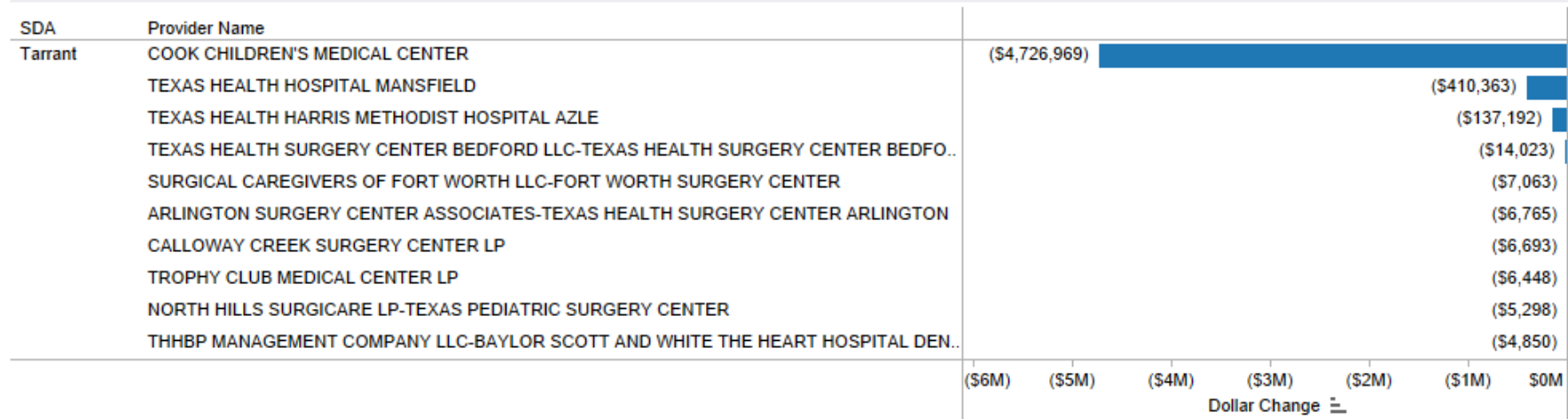
Top 10 Losses - Nueces



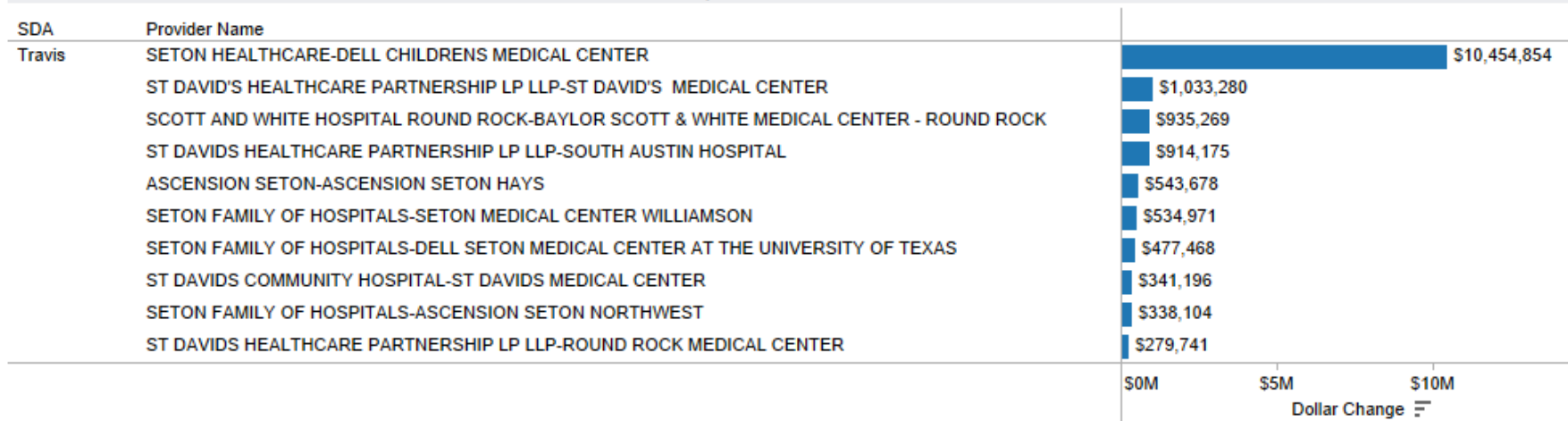
Top 10 Gains - Tarrant



Top 10 Losses - Tarrant



Top 10 Gains - Travis



Top 10 Losses - Travis

